

POLAR Walkthrough

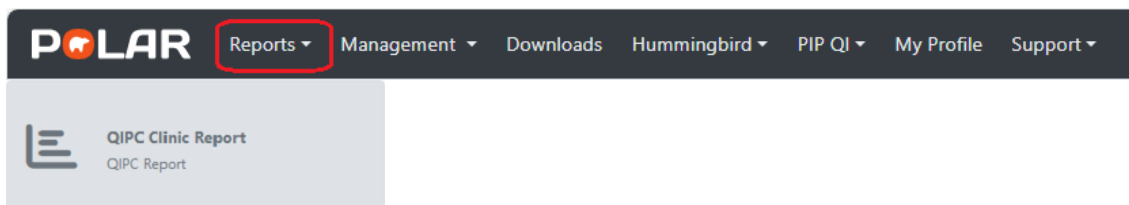
QIPC – cardiovascular disease (CVD) patients with hypertension without eGFR result recorded in the last 12 months

Patient Cohort:

- Practice Active & RACGP Active (visit practice at least 3 times in 2 years)
- Active CVD with hypertension (Step 2)
- No eGFR recorded in last 12 months (Step 3)

Note: Patient cohort can be modified by adding or removing steps according to the needs of your practice.

1. Log in to POLAR polarexplorer.org.au > click **Reports** > click **QIPC Clinic Report**



2. Click **Clinical > Diagnosis**
on the **Chronic Disease Group** table > select **Cardiovascular** then ✓
on the **Top 10 SNOMED Prevalence** table > select **Hypertensive disorder, systemic arterial** then ✓

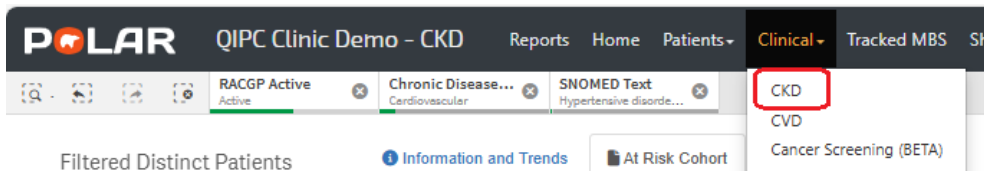
Filtered Distinct Patients: 9,802

✓ RACGP Active

Chronic Disease Group	Clinic Prevalence	PHN Prevalence
Cardiovascular	25.8%	25.7%
Musculoskeletal	14.8%	14.8%
Mental Health	13.4%	13.4%
Respiratory	11.6%	11.5%
Diabetes	7.3%	7.3%
Cancer	3.9%	4.0%
Disability	2.5%	2.3%
CKD	0.7%	0.7%
Respiratory Infection	0.6%	0.6%

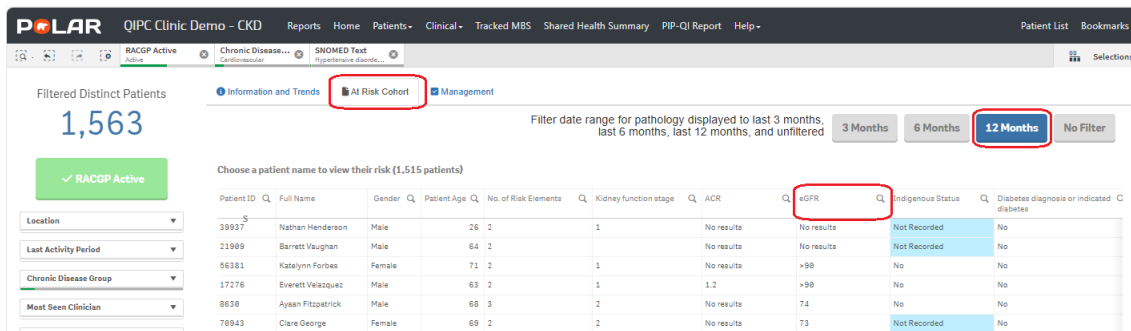
SNOMED Text	Clinic Prevalence	PHN Prevalence
Hypertensive disorder, systemic arterial	15.9%	16.0%
Gastroesophageal reflux disease	10.7%	10.8%

3. Click **Clinical** then select **CKD**

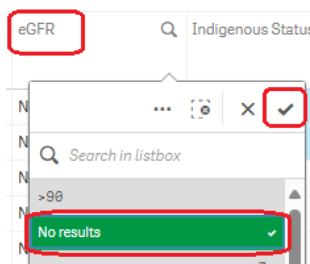


4. Select **At Risk Cohort**

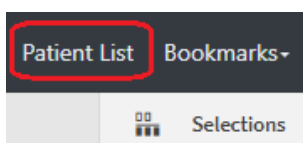
Select date range **12 months** (NOTE: select date range before any further filters)
Note: patients with active CKD diagnosis will be excluded.




5. On the table, click on the **magnifying glass** next to **eGFR**. In the Search box select **No results**, then tick ✓



6. When all required filters are applied, click on **Patient List** on the top right-hand side of the screen



7. Click on **Export to Excel** to download the patient list as an Excel file on your computer



For any further assistance in using POLAR, please contact your CQI officer
or email cqisupport@swsphn.com.au