

POLAR Walkthrough

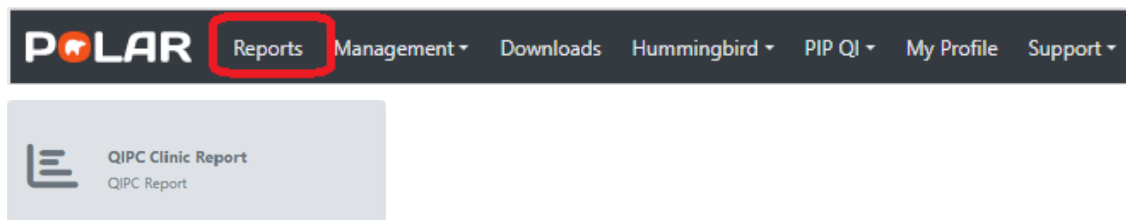
QIPC – Patients with active chronic cardiovascular disease (CVD) with no total cholesterol results recorded in the last 12 months

Patient Cohort:

- Practice Active & RACGP Active (visited practice at least 3 times in 2 years)
- Active chronic CVD (Step 2)
- Total cholesterol not recorded in last 12 months (Step 3)

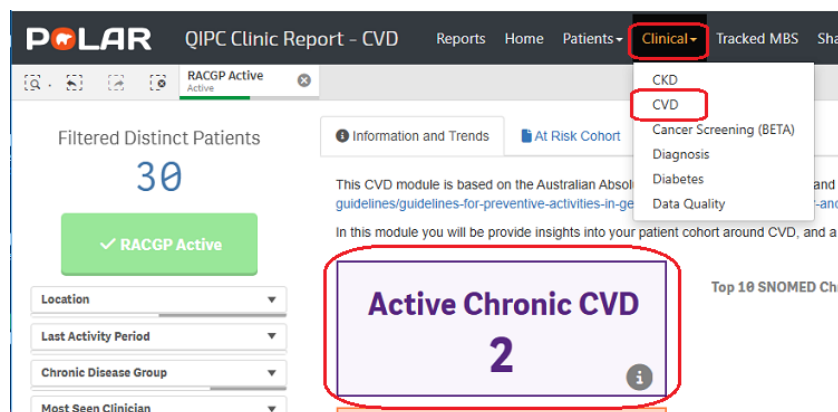
Note: Patient cohort can be modified by adding or removing steps according to your practice needs.

1. Log in to **POLAR** > click **Reports** > click **QIPC Clinic Report**



Practice Active and RACGP Active Filters are pre-applied.

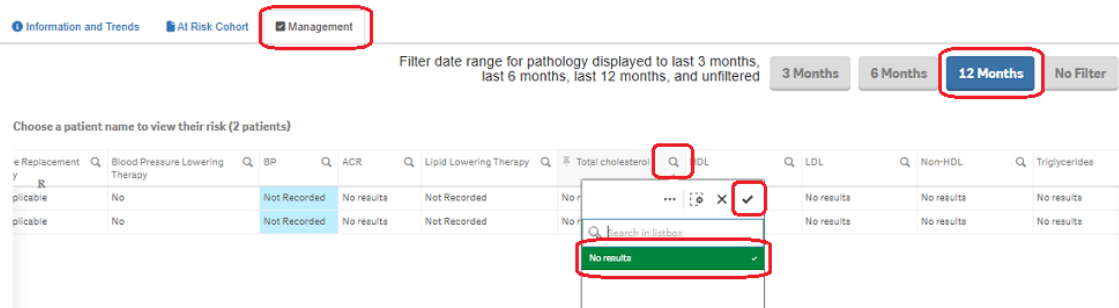
2. Click **Clinical** > **CVD** > select **Active Chronic CVD**



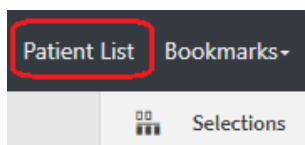
3. Select the **Management** tab

Select date range **12 months** (NOTE: select date range before any other filters)


On the Table, go to **Total Cholesterol** > select **No results** then ✓



4. Click on **Patient List** on the top right-hand side of the screen



5. Click on **Export to Excel** and save as an Excel file on your computer



For any further assistance in using POLAR, please contact your CQI officer or email cqisupport@swsphn.com.au