

POLAR Walkthrough

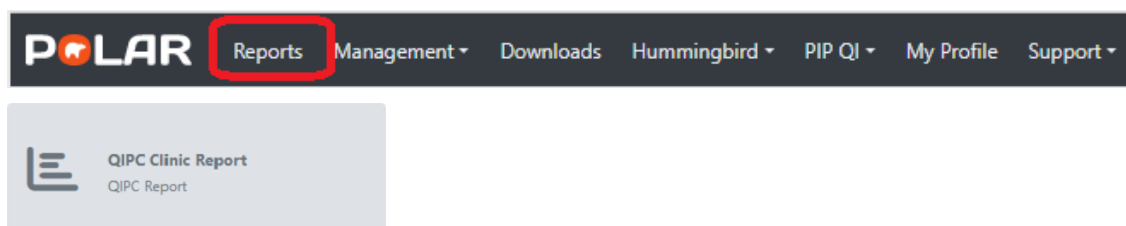
QIPC – patients with active chronic CVD with total cholesterol >6.5 and no lipid lowering medication recorded

Patient Cohort:

- Practice Active and RACGP Active (visited practice at least 3 times in 2 years)
- Active chronic CVD (Step 2)
- Total cholesterol greater than 6.5 (Step 3)
- Patient is not on lipid-lowering medication (Step 4)

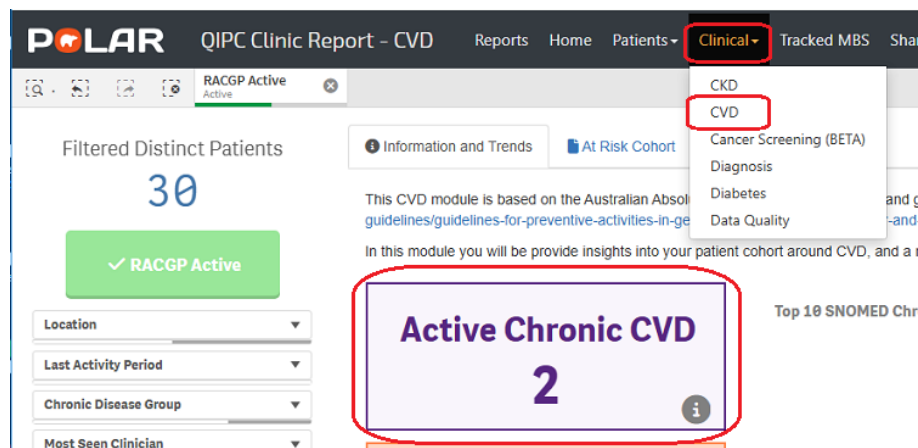
Note: Patient cohort can be modified by adding or removing steps according to your practice needs.


1. Log in to **POLAR** > click **Reports** > click **QIPC Clinic Report**

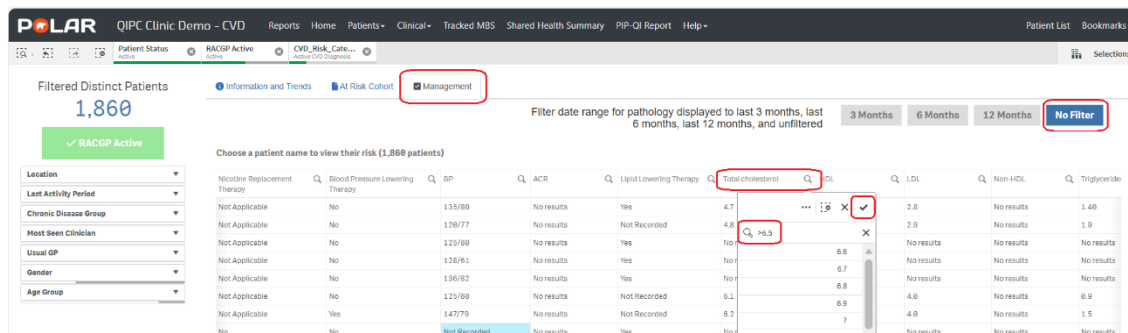


Practice Active and RACGP Active Filters are pre-applied.

2. Click **Clinical** > **CVD** > select **Active Chronic CVD**



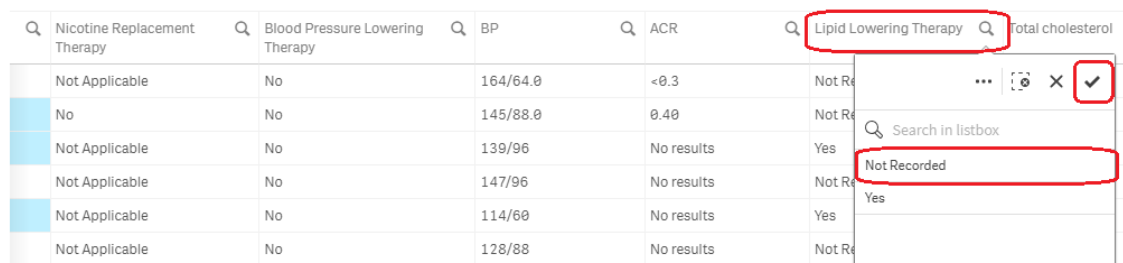
3. Select the **Management** tab > select **No Filter** in the date range
On the table go to **Total Cholesterol** > click the magnifying glass  and type **>6.5** in the search box, then **Enter** to select all, then ✓



The screenshot shows the POLAR interface with the 'Management' tab selected. The 'Filtered Distinct Patients' count is 1,860. The 'No Filter' option is selected in the date range dropdown. A search filter '>6.5' is applied to the 'Total cholesterol' column. The table below shows patient data with the search results highlighted.

Nicotine Replacement Therapy	Blood Pressure Lowering Therapy	BP	ACR	Lipid Lowering Therapy	Total cholesterol	LDL	Non-HDL	Triglyceride
Not Applicable	No	135/88	No results	Yes	4.7	2.8	No results	1.48
Not Applicable	No	126/77	No results	Not Recorded	4.8	2.9	No results	1.9
Not Applicable	No	125/89	No results	Yes	6.6	No results	No results	No results
Not Applicable	No	128/61	No results	Yes	6.7	No results	No results	No results
Not Applicable	No	136/82	No results	Yes	6.8	No results	No results	No results
Not Applicable	No	125/89	No results	Not Recorded	6.1	4.0	No results	6.9
Not Applicable	Yes	147/79	No results	Not Recorded	6.2	4.0	No results	1.5
No	No	Not Recorded	No results	Yes	7	No results	No results	No results
					71			

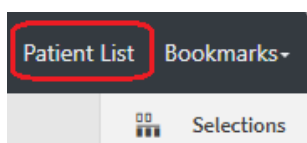
4. On the same table, go to **Lipid Lowering Therapy** > click the magnifying glass  and select **Not Recorded**, then ✓



The screenshot shows a close-up of the table with a search filter 'Not Recorded' applied to the 'Lipid Lowering Therapy' column. The search results are highlighted in blue.


Nicotine Replacement Therapy	Blood Pressure Lowering Therapy	BP	ACR	Lipid Lowering Therapy	Total cholesterol
Not Applicable	No	164/64.0	<0.3	Not Recorded	
No	No	145/88.0	0.40	Not Recorded	
Not Applicable	No	139/96	No results	Yes	
Not Applicable	No	147/96	No results	Not Recorded	
Not Applicable	No	114/60	No results	Yes	
Not Applicable	No	128/88	No results	Not Recorded	

5. Click on **Patient List** on the top right-hand side of the screen



The screenshot shows the 'Patient List' button highlighted in the top right-hand side of the screen.

6. Click on **Export to Excel** and save as an Excel file on your computer



The screenshot shows the 'Export to Excel' button highlighted in the bottom left corner of the screen.

For any further assistance in using POLAR, please contact your CQI officer
or email cqisupport@swsphn.com.au