

POLAR Walkthrough

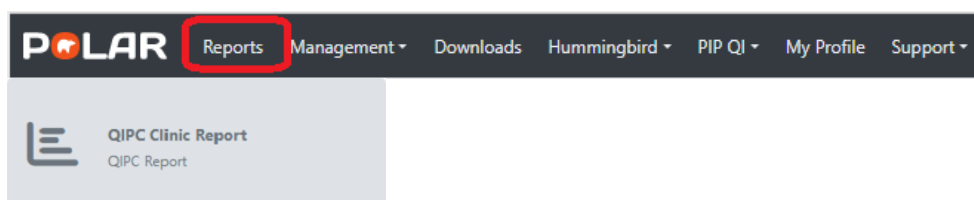
QIPC – Identify active chronic CVD patients who have no BMI recorded

Patient Cohort:

- Practice Active & RACGP Active (visit practice at least 3 times in 2 years)
- Active chronic CVD (Step 3)
- No BMI recording (Step 4)

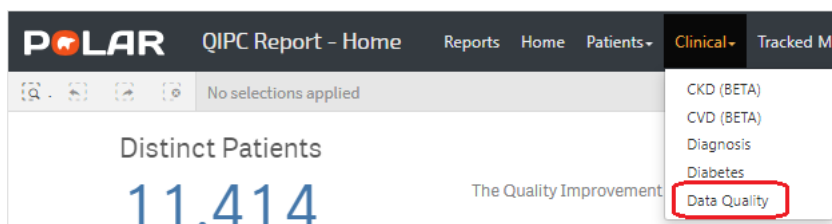
Note: Patient cohort can be modified by adding or removing steps according to your practice needs.

1. Log in to **POLAR** > click **Reports** > click **QIPC Clinic Report**

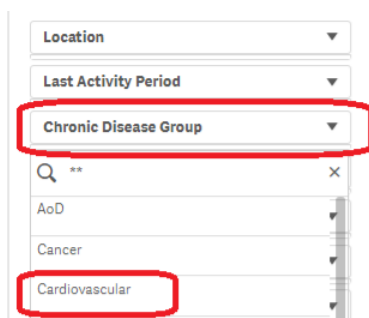


Practice Active and RACGP Active Filters are pre-applied.

2. Click **Clinical** > select **Data Quality**



3. On the left-hand side filter bar > click **Chronic Disease Group** > choose **Cardiovascular**



- On the **Quality Recorded** table > look at **BMI**

You will get a data quality table like this with your Practice's latest statistics:

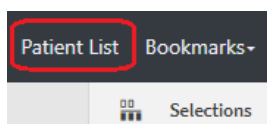
Quality Item	Age Criteria	Clinic Recorded	PHN Recorded	
Smoking*	10	90.9%	80.1%	Click to select Patients missing
Alcohol*	15	66.1%	56.9%	Click to select Patients missing
Allergies	All	99.0%	94.3%	Click to select Patients missing
BMI*	18	67.4%	46.6%	Click to select Patients missing
Physical Activity	All	0.7%	0.3%	Click to select Patients missing
Waist Circumference*	18	12.2%	7.9%	Click to select Patients missing
Blood Pressure*	18	94.0%	76.2%	Click to select Patients missing
Indigenous Status	All	85.6%	72.1%	Click to select Patients missing
Ethnicity	All	74.5%	60.9%	Click to select Patients missing

As per POLAR data mapping guidelines, measures such as smoking, alcohol, BMI, physical activity, waist circumference, and blood pressure are only returned as recorded if the record is no more than 7 years old


- To obtain a list of patients who do NOT satisfy the current measure, click on the **blue button** next to the **BMI** item

Allergies	All	97.9%	94.3%	Click to select Patients missing
BMI*	18	0.0%	46.6%	Click to select Patients missing

- Click on **Patient List** on the top right-hand side of the screen



- Click on **Export to Excel** and save it as an Excel file on your computer



For any further assistance in using POLAR, please contact your CQI officer or email cqisupport@swsphn.com.au