

POLAR Walkthrough

Clinic Summary- Identifying patients aged 50–70 with a smoking history

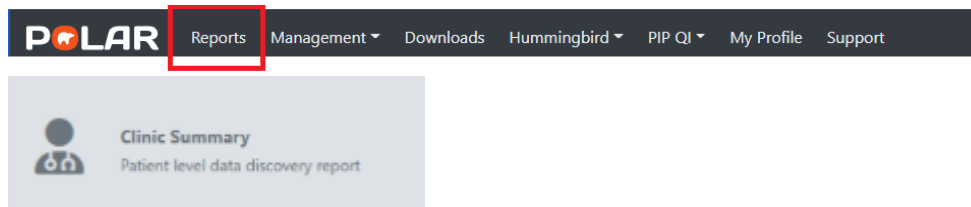
Patient cohort:

- Practice Active & RACGP Active (step 2)
- Current smoker or History of smoking recorded (can be changed to not recorded to capture patients missing recording)

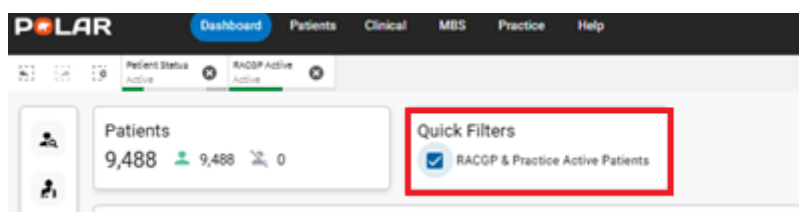
Notes:

- Patient cohort can be modified by adding or removing steps according to the needs of your practice.
- It may take 24-48 hours for POLAR to be updated when information is updated in a patient's medical file.

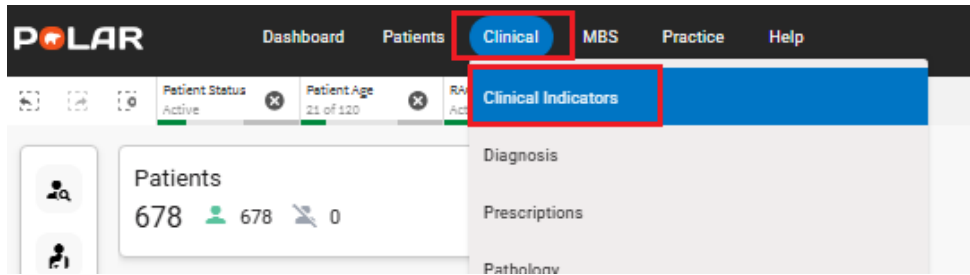
1. Log in to POLAR polarexplorer.org.au > Click **Reports** > Click **Clinic Summary**



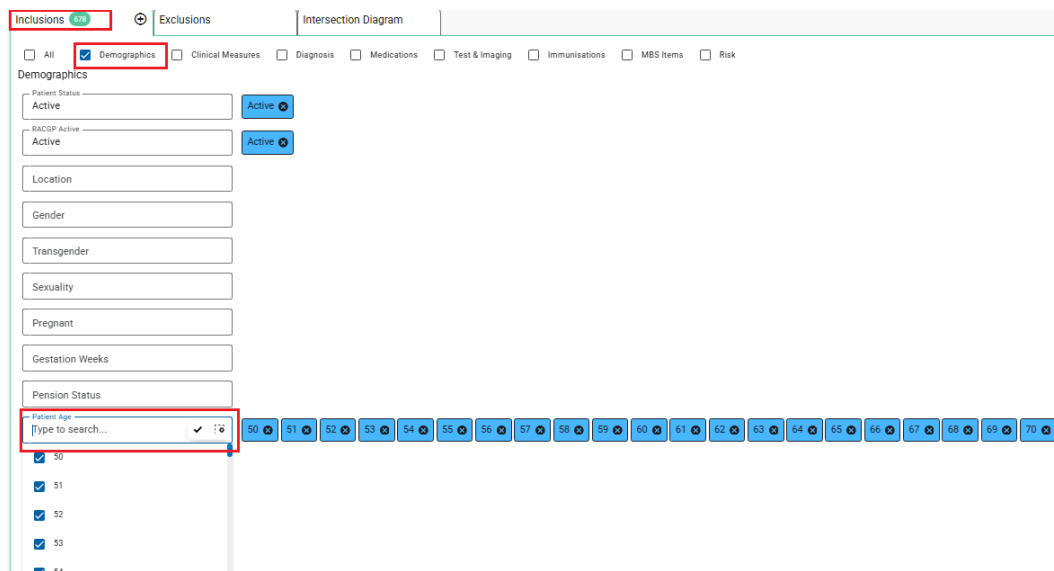
2. **Optional: RACGP Active** (Filters patients who have visited your practice at least three times in the last two years, and whose record is Active in your practice clinical software)



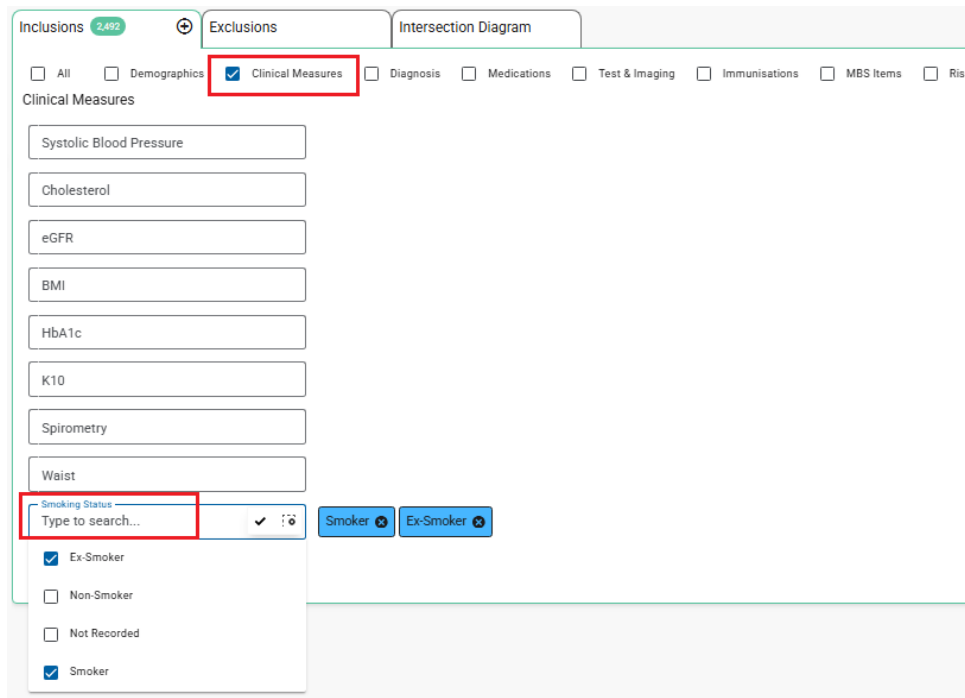
3. Click **Clinical** > select **Clinical Indicators**



4. Under the **Inclusions** heading select **Demographics**> then click **Patient Age**> tick all boxes from **50 to 70 years old** and apply the tick



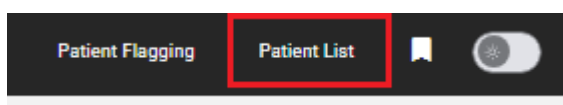
5. Select > **Clinical Measures**> click **Smoking Status**> select **Smoker and Ex-Smoker** and apply the tick



NOTE: To satisfy QIM 2a and 2b requirements, recorded means in the previous 12 months for those aged 15–29 and at least once since the age of 30 for those aged 30 years and over.

As per POLAR data mapping guidelines, measures such as smoking are only returned as recorded if the record is **no more than 7 years old**.

- Click on **Patient List** on the top right-hand side of the screen



- Click on **Export to Excel** and save the patient list as an Excel file on your computer.



For any further assistance in using POLAR, please contact your CQI officer or email cqisupport@swsphn.com.au