

POLAR Walkthrough

Clinic Summary

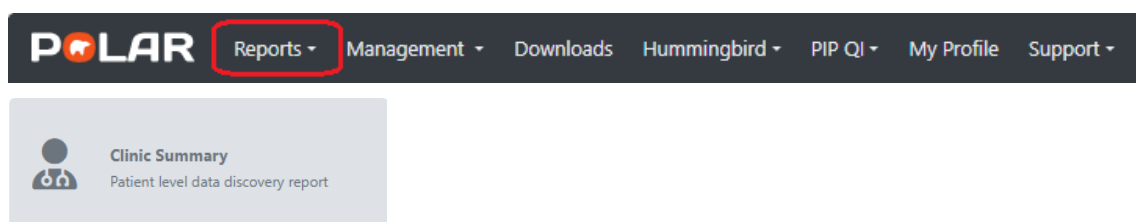
Free Flu Vaccination Eligibility

Patient cohort:

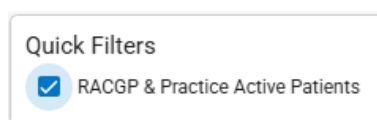
- Practice Active & RACGP active patients (Step 3)
- Patients who may be eligible for a government-funded flu vaccination (Step 5)

Note: Patient cohort can be modified by adding or removing steps and filters according to the needs of your practice.

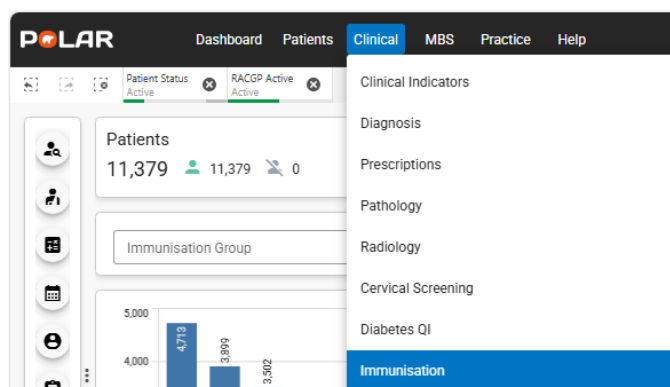
1. Log in to **POLAR** polarexplorer.org.au
2. Click **Reports** > Click **Clinic Summary**



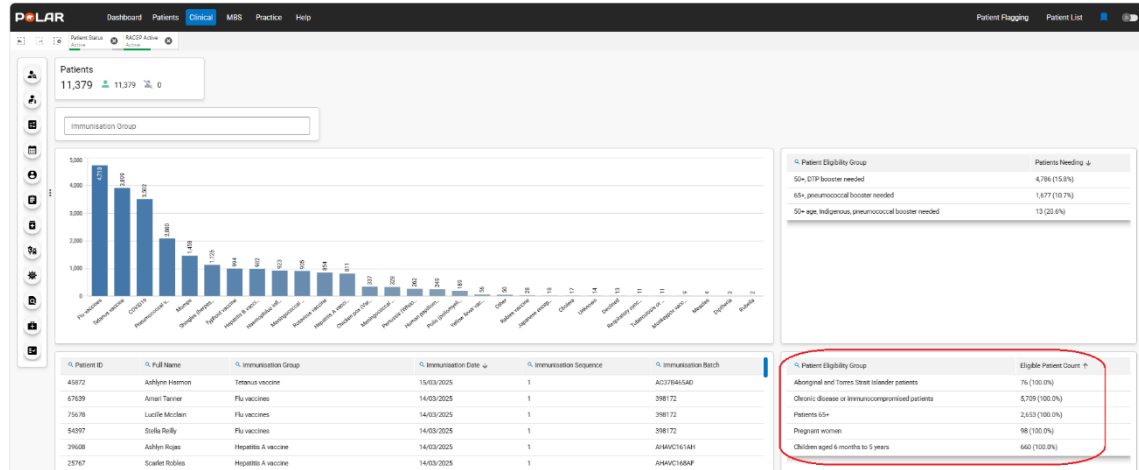
3. Click **RACGP & Practice Active Patients**.
(Filters patients who have visited your practice at least three times in the last two years, and their record is Active in your practice clinical software)



4. On the menu bar, click **Clinical** > then **Immunisation**



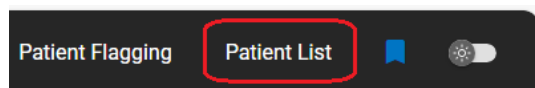
The **Free Flu Vaccination** table on the right-hand side shows patients who do not have a current flu vaccination recorded in the practice's clinical software, and who may be eligible for a government-funded influenza vaccine.




5. Select required patient cohort(s), e.g., Patients 65+

Patient Eligibility Group	Eligible Patient Count
Aboriginal and Torres Strait Islander patients	76 (100.0%)
Chronic disease or immunocompromised patients	5,709 (100.0%)
Patients 65+	2,653 (100.0%)
Pregnant women	98 (100.0%)
Children aged 6 months to 5 years	660 (100.0%)

6. Click **Patient List** on the top right-hand side of the screen to obtain a list of patients.



7. Click **Export Data** at the bottom of the screen to save the patient list as an Excel file on your computer.



For any further assistance in using POLAR, please contact your CQI officer or email cqisupport@swsphn.com.au