

POLAR Walkthrough

Clinic Summary

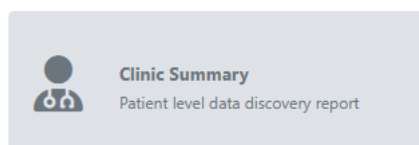
Identify patients aged 1-2 years old missing the first dose of MMR/Priorix and Nimenrix

Patient cohort:

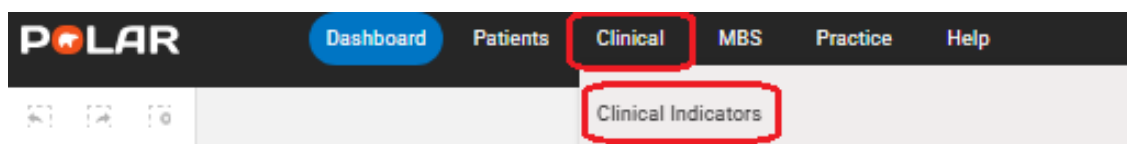
- Practice Active & RACGP Active Patients (step 3)
- Patient age 1-2 years old (step 4)
- Patients with no MMR/Priorix and Nimenrix recorded or given (step 5)

Note: Patient cohort can be modified by adding or removing steps according to the needs of your practice.

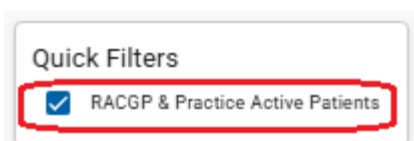
1. Log into **POLAR** > Click **Reports** > Click **Clinic Summary Report**



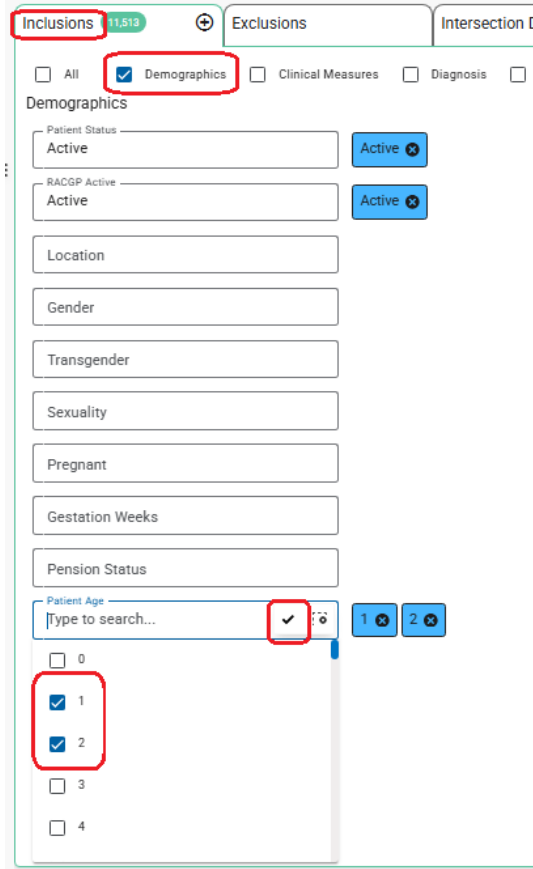
2. Go to **Clinical** on top bar > Select **Clinical Indicators**



3. Click **RACGP & Practice Active Patients** filter on the top right-hand side. (Filters patients who have visited your practice at least three times in the last two years, and their record is Active in your practice clinical software)

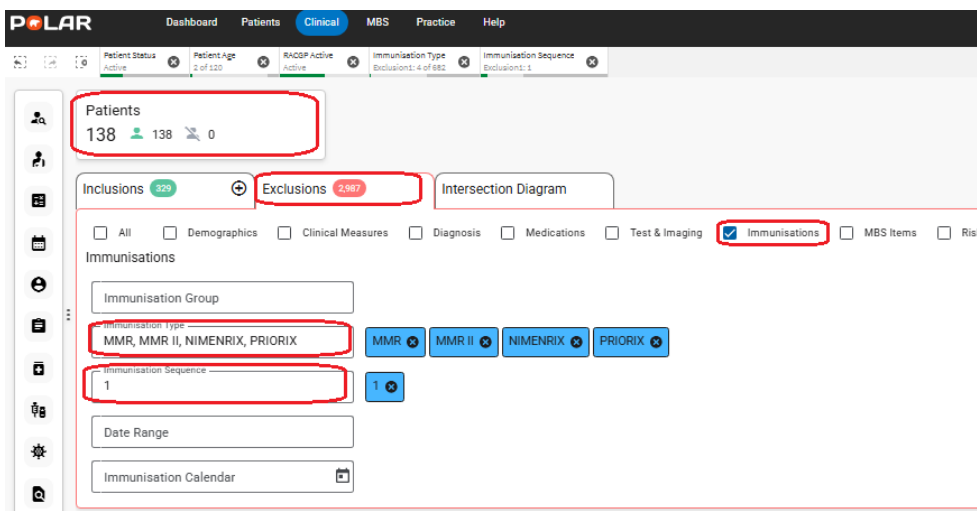


- In **Inclusion Filters** > go to **Demographics** > Select **Patient Age** > choose **“1 and 2”** > Click **tick icon**



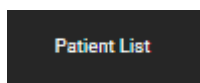
Inclusions **11,519** Exclusions Intersection Diagram
 All Demographics Clinical Measures Diagnosis
Demographics
 Patient Status: Active [Active]
 RACGP Active: Active [Active]
 Location:
 Gender:
 Transgender:
 Sexuality:
 Pregnant:
 Gestation Weeks:
 Pension Status:
 Patient Age: [Type to search...] [1] [2]
 0
 1
 2
 3
 4

- Go to **Exclusion Filters** > Select **Immunisations** > From **Immunisation Type** > Choose **Priorix/MMR/MMR II and Nimenrix** > Click **Tick** > Go to **Immunisation Sequence** > Choose **“1”** > Click **Tick** > Total eligible patient number will be displayed under **Patient Count**

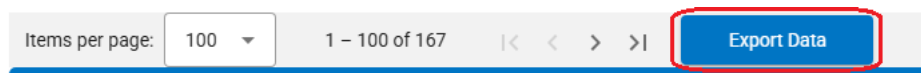


POLAR Dashboard Patients **Clinical** MBS Practice Help
 Patient Status: Active Patient Age: 2 of 120 RACGP Active: Active Immunisation Type: Exclusion: 4 of 682 Immunisation Sequence: Exclusion: 1
Patients 138 138 0
 Inclusions **329** Exclusions **2,967** Intersection Diagram
 All Demographics Clinical Measures Diagnosis Medications Test & Imaging Immunisations MBS Items Risk
Immunisations
 Immunisation Group:
 Immunisation Type: **MMR, MMR II, NIMENRIX, PRIORIX** [MMR] [MMR II] [NIMENRIX] [PRIORIX]
 Immunisation Sequence: **1** [1]
 Date Range:
 Immunisation Calendar:

6. Click **Patient List** from the upper right-hand corner on the top bar



7. Click **Export Data** to save the patient list as an Excel file on your computer.



For any further assistance in using POLAR, please contact your CQI officer
or email cqisupport@swsphn.com.au