

POLAR Walkthrough

Clinic Summary

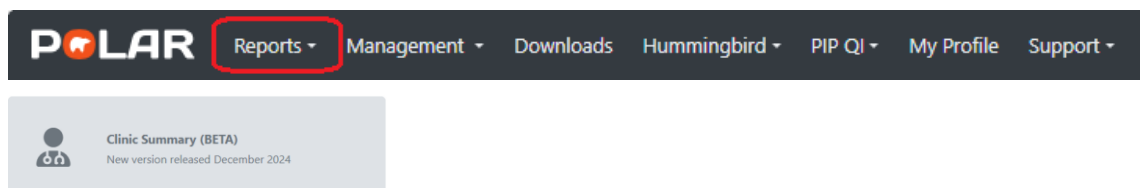
Identify patients with chronic disease status

Patient cohort:

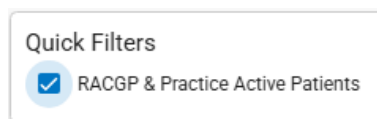
- Practice Active & RACGP active patients (Step 3)
- Patients with chronic disease (Step 4)

Note: Patient cohort can be modified by adding or removing steps and filters according to the needs of your practice.

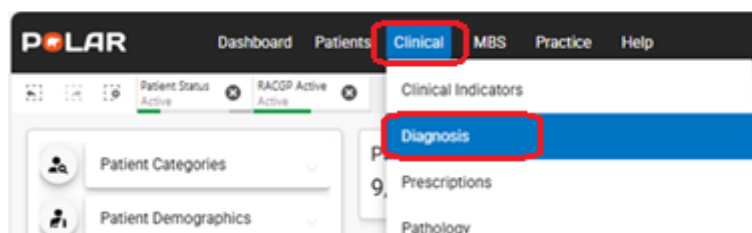
1. Log in to POLAR polarexplorer.org.au
2. Click **Reports** > Click **Clinic Summary (BETA)**



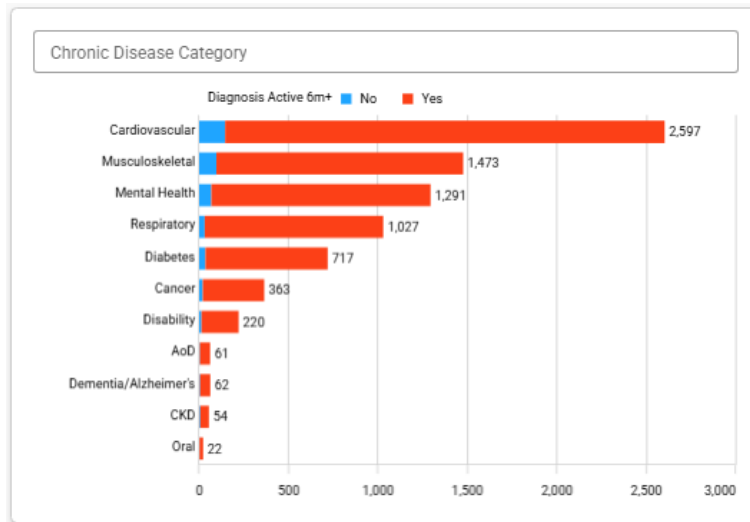
3. Click Quick Filters > **RACGP & Practice Active Patients**.
(Filters patients who have visited your practice at least three times in the last two years, and their record is Active in your practice clinical software)



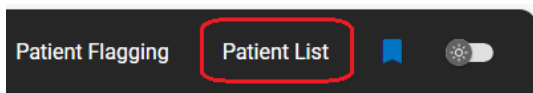
4. To select patients with a chronic disease diagnosis, click **Clinical** > **Diagnosis**



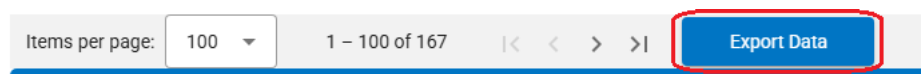
On the **Chronic Disease Category** table, select required category/s then



- Click **Patient List** on the top right-hand side of the screen to obtain a list of patients.



- Click **Export Data** at the bottom of the screen to save the patient list as an Excel file on your computer.



For any further assistance in using POLAR, please contact your CQI officer or email cqisupport@swsphn.com.au