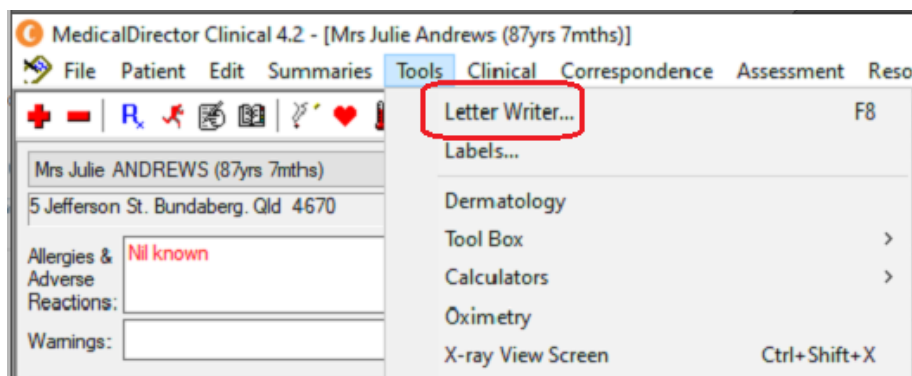
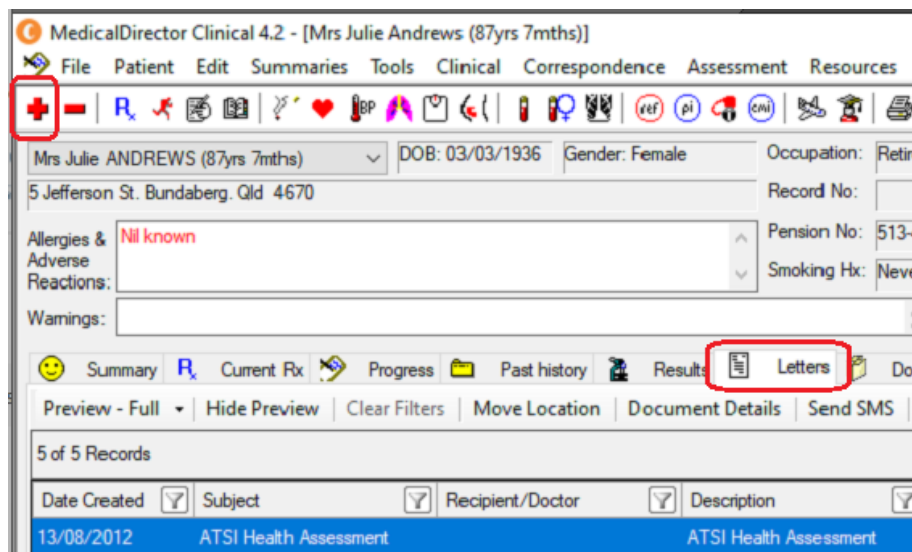


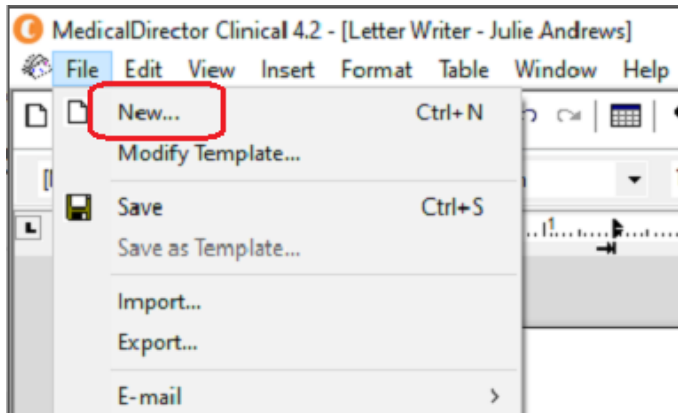
# Medical Director GP chronic conditions management plan (GPCCMP)

To complete a GPCCMP using the MD **Letter Writer** Template

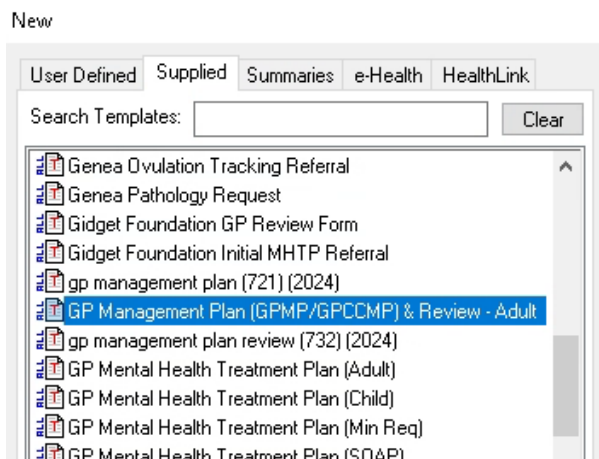
1. On the patient screen, select the **Letters** then the **+** icon OR click **Tools > Letter Writer**



- To select the GPCCMP template, click **File > New**



- Select the GPCCMP template from the **Supplied** list and **OK**:



- The GPCCMP will auto-populate with **patient demographics, history, medications, and allergies**, information as recorded in the patient file.

<b>Health Summary</b>
<<Clinical Details:History List>>
<b>Medications</b>
<<Clinical Details:Medication List>>
<b>Allergies</b>
<<Clinical Details:Allergies/Adverse Reactions>>

5. Complete the GPCCMP/Review information as required:

- Usual GP
- Carer details
- Consent
- Date of last GPCCMP
- Conditions – Problem, SMART Goals, Tasks/treatments, Arrangements/Referrals  
Delete or add rows as required
- Multidisciplinary Care, including restrictions
- Proposed Review date
- Documentation – copy offered to patient, saved in patient record, supplied to other providers, patient consent

The completed GPCCMP will be located in **Correspondence Out**.