

POLAR Walkthrough

Clinic Summary (BETA)

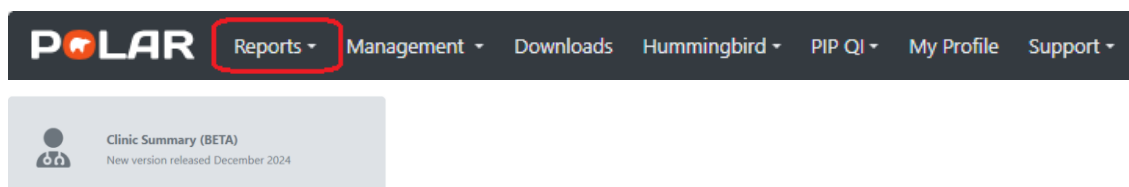
Identify patients with chronic disease MyMedicare registration status

Patient cohort:

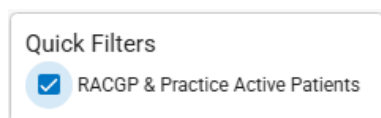
- Practice Active & RACGP active patients (Step 3)
- Patients with chronic disease (Step 4)
- Patients who are/are not registered for MyMedicare (Step 5)

Note: Patient cohort can be modified by adding or removing steps and filters according to the needs of your practice.

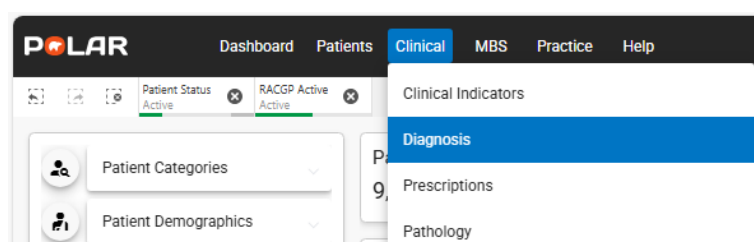
1. Log in to POLAR polarexplorer.org.au
2. Click **Reports** > Click **Clinic Summary (BETA)**



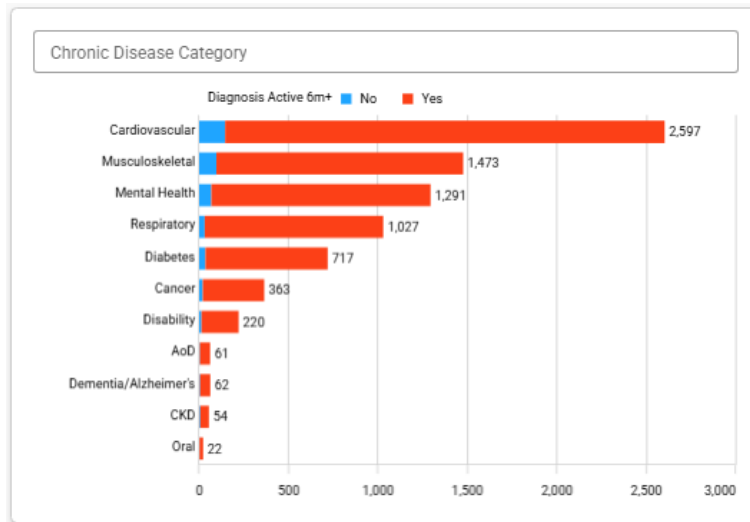
3. Click Quick Filters > **RACGP & Practice Active Patients**.
(Filters patients who have visited your practice at least three times in the last two years, and their record is Active in your practice clinical software)



4. To select patients with a chronic disease diagnosis, click **Clinical** > **Diagnosis**



On the **Chronic Disease Category** table, select required category/s then



- On the LHS Filters bar, click **Patient Categories** > then **MyMedicare Registered**
Click on Not Registered/Registered as required.

POLAR Dashboard Patients Clinical MBS Practice Help

Patient Status: Active RACGP Active: Active

Patient Categories

- Patient Status: Active
- RACGP Active: Active
- Location
- Activity Location Latest Name
- Activity Location Regular Na...
- Most Seen Clinician
- Usual GP
- DVA Status
- MC and/or DVA number stat...
- MyMedicare Registered**
 - Type to search...
 - Not Registered
 - Registered

Patients
9,982 9,982 0

Quick Filters
 RACGP & Practice Active Patients

You are PIP-QI data compliant this quarter
Last successful extraction of your data in 2025 Quarter 2 was: 22/03/2025
2025 Quarter 2 - Cut-off date 15/04/2025

Location: POLAR

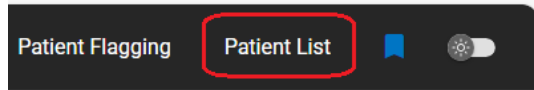
AusDRisk Categories

Category	Count
High	621
Intermediate	3,882
Low	3,027

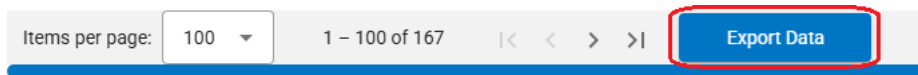
Risk Categories fr

Category	Count
Urgent	285
High	~1,000
Medium	~1,000
Low	~1,000

6. Click **Patient List** on the top right-hand side of the screen to obtain a list of patients.



7. Click **Export Data** at the bottom of the screen to save the patient list as an Excel file on your computer.



For any further assistance in using POLAR, please contact your CQI officer or email cqisupport@swsphn.com.au