

POLAR Walkthrough

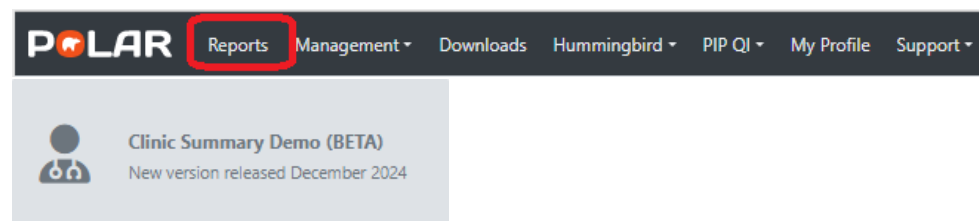
Patients on Direct Acting Antivirals (DAA) treatment with no coded diagnosis of Hep C

Patient Cohort:

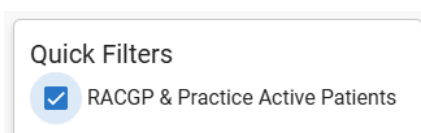
- Practice Active and RACGP Active (step 2)
- Excluded patients with Hep C diagnosis (step 4)
- On Direct Acting Antivirals (DAA) treatment (step 5)

Note: Patient cohort can be modified by adding or removing steps according to the needs of your practice

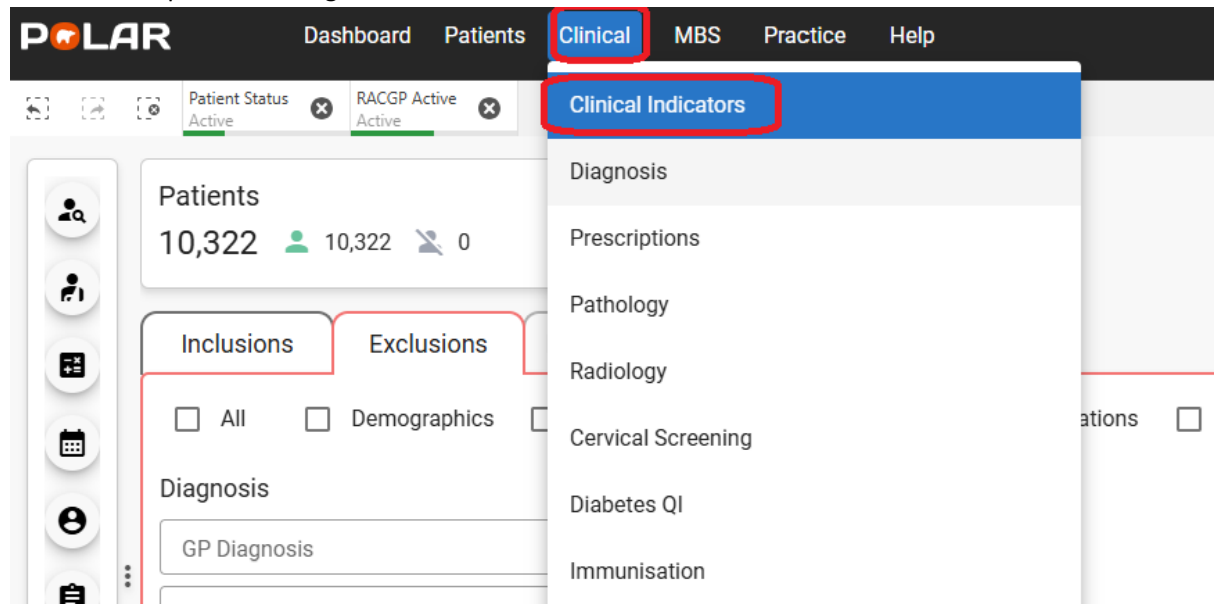
1. Log in to **POLAR** > Click **Reports** > Click **Clinic Summary Report**



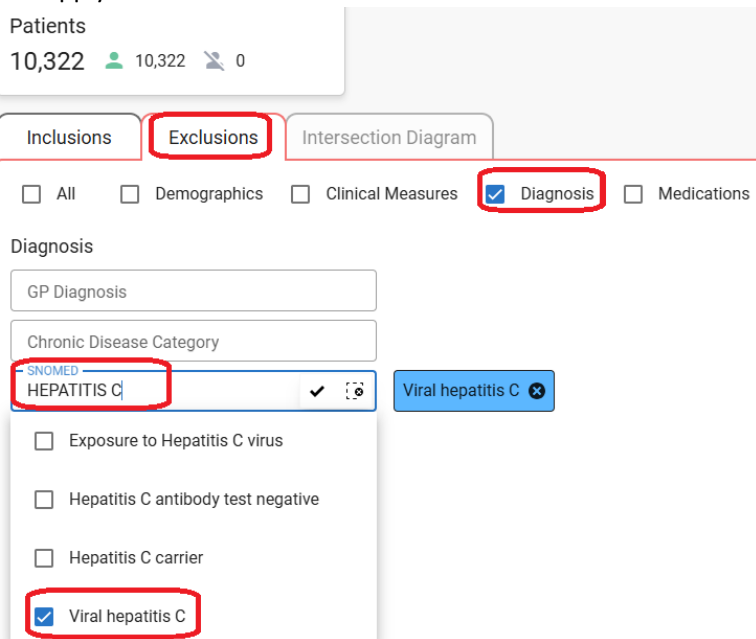
2. Click **RACGP & Practice Active Patients** (Filters patients who have visited your practice at least three times in the last two years, and their record is Active in your practice clinical software)



3. On the top menu bar > go to **Clinical** > choose **Clinical indicators**

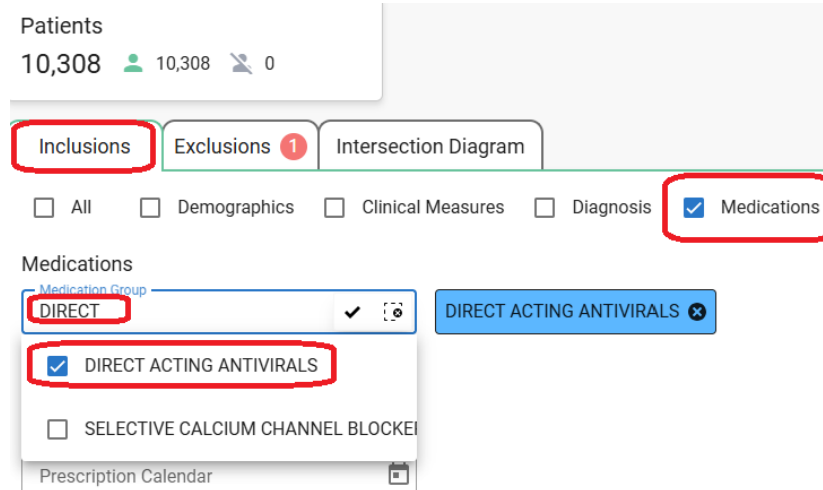


4. Click on **Exclusion Filters** > go to **Diagnosis** > On the **SNOMED**, type **Hepatitis C** > Select **Viral Hepatitis C** > Apply ✓



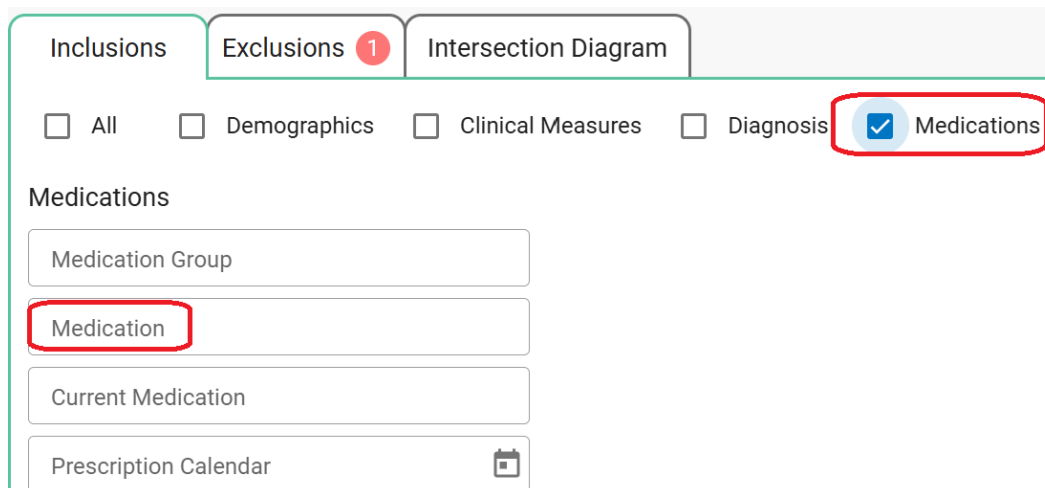
5. On Direct Acting Antivirals (DAA) treatment

5.1 Click on the **Inclusion Filters** > go to **Medications** > on the **Medication Group**, type 'Direct' > select **Direct Acting Antivirals** > ✓

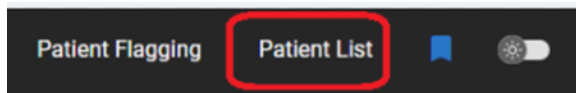


5.2 To narrow it down to Hepatitis C (HCV) DAA specific refer to [HCV Guidelines \(hepcguidelines.org.au\)](http://hepcguidelines.org.au) for the selection process for each Hepatitis C medication.

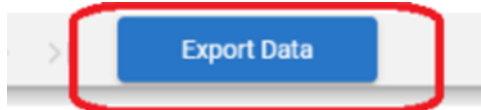
Stay in **Inclusion** > Select **Medication** instead of medication group > in the **Search** box type the specific and current HCV DAA medications as per HCV Guidelines



6. Click on **Patient List** on the top right-hand side of the screen



7. Click on **Export Data** and save it as an Excel file



For any further assistance in using POLAR, please contact your CQI officer or email cqisupport@swsphn.com.au