

POLAR Walkthrough

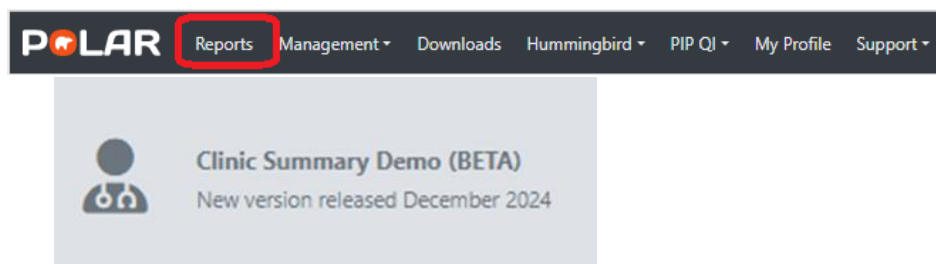
Patients with active Hep C potentially eligible for an Indigenous Health Assessment

Patient Cohort:

- Practice Active and RACGP Active (Step 2)
- Has an active Hep C diagnosis (Steps 4 and 5)
- Potentially eligible for an Indigenous Health Assessment (Steps 6 and 7)

Note: Patient cohort can be modified by adding or removing steps according to the needs of your practice.

1. Log in to **POLAR** > Click **Reports** > Click **Clinic Summary Report**

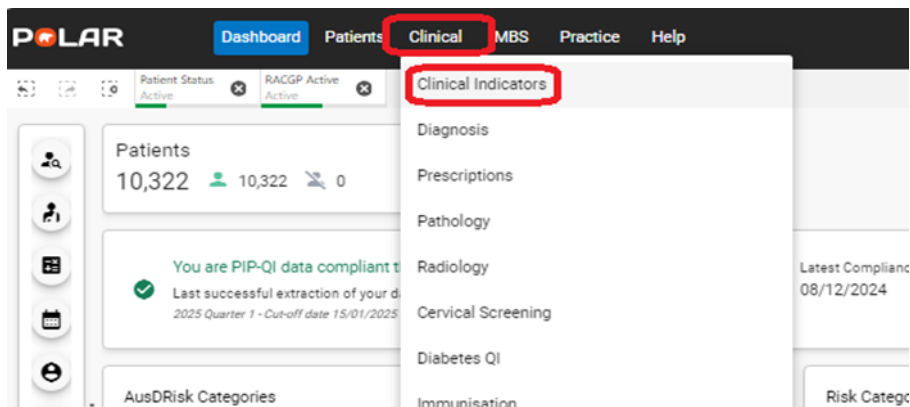


2. Click **RACGP & Practice Active Patients** (Filters patients who have visited your practice at least three times in the last two years, and their record is Active in your practice clinical software)

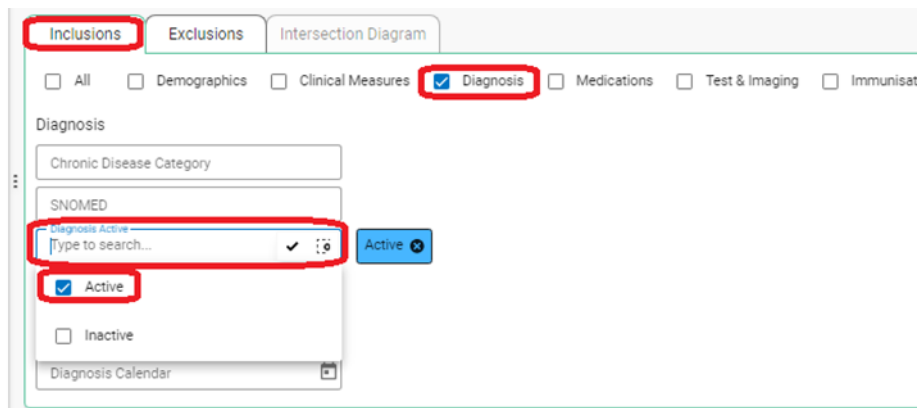
Quick Filters

- RACGP & Practice Active Patients

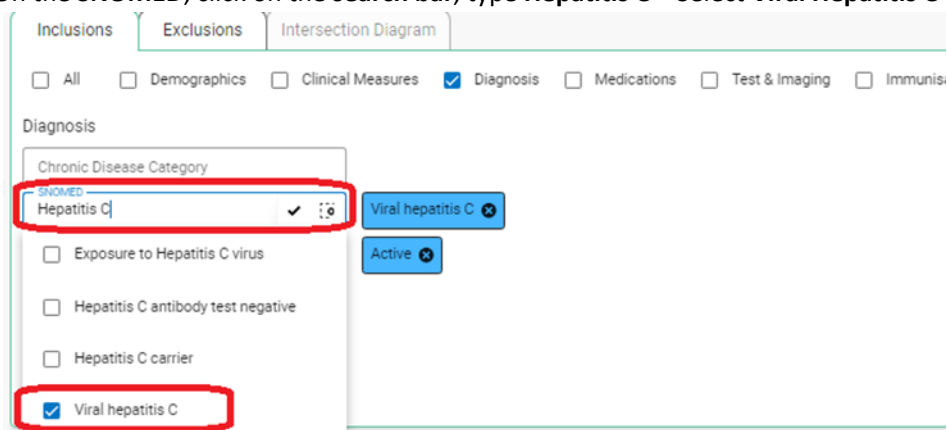
- On the top menu bar > go to **Clinical** > choose **Clinical indicators**



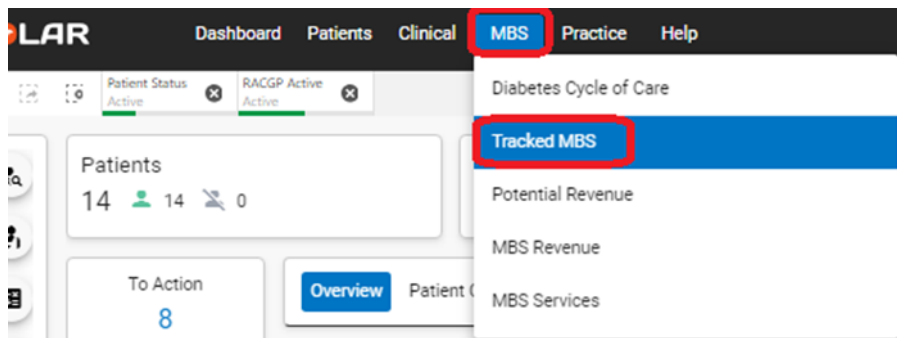
- Click on **Inclusion Filters** > go to **Diagnosis** > on the **Active Diagnosis** select **Active**



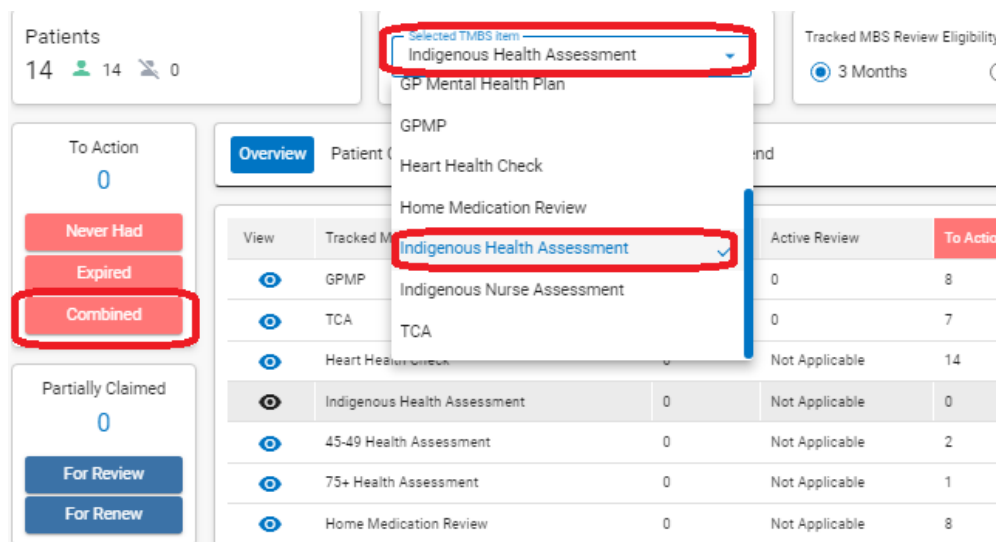
- On the **SNOMED**, click on the **search bar**, type **Hepatitis C** > Select **Viral Hepatitis C**



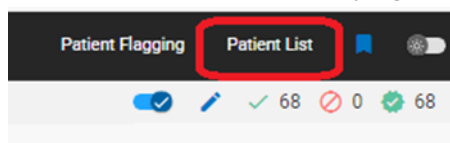
6. Click **MBS** on the top menu bar > choose **Tracked MBS**



7. On the **MBS** item table > select **Indigenous Health Assessment** > choose **Select Combined**



8. Click on **Patient List** on the top right-hand side of the screen.



9. Click on **Export Data** and save it as an Excel file.



For any further assistance in using POLAR, please contact your CQI officer or email cqisupport@swsphn.com.au