

POLAR Walkthrough

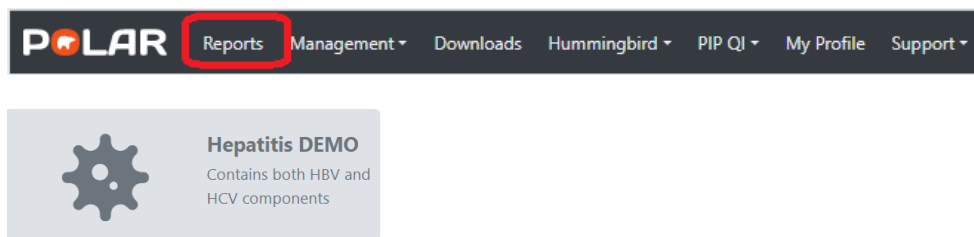
Patients with abnormal ALT who are at risk of Hep C

Patient Cohort:

- RACGP Active (step 2)
- Patients with abnormal ALT (step 4)
- High Flag Count: patients with more Hep C risk elements in their record (step 5)

Note: Patient cohort can be modified by adding or removing steps according to the needs of your practice.

1. Log in to **POLAR** > Click **Reports** > Click **Hepatitis**



2. Click **RACGP Active Patients** (Filter patients who have visited your practice at least three times in the last two years)

Patient Count

30,730

RACGP Active

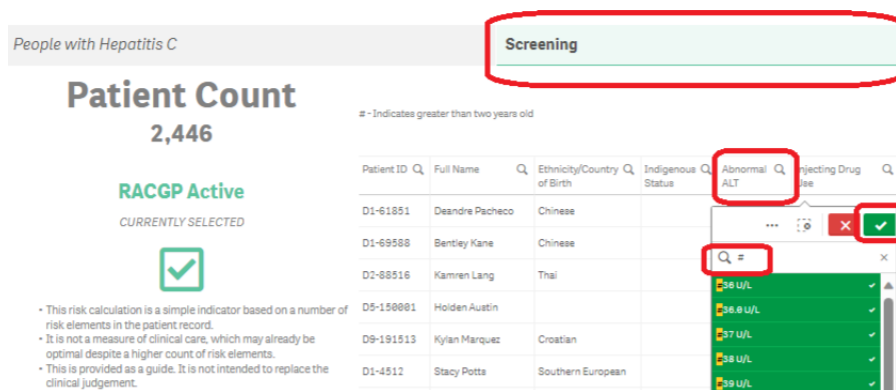
CURRENTLY SELECTED



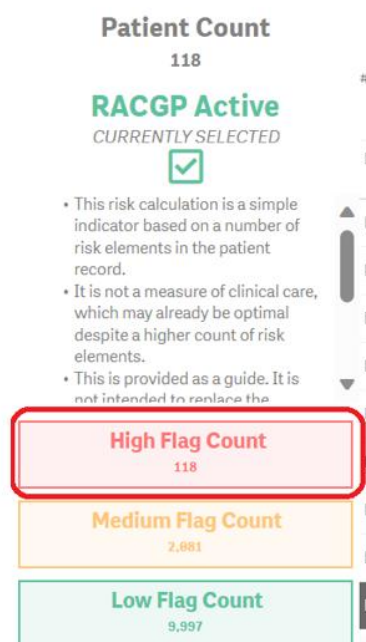
3. Select **Hepatitis C**



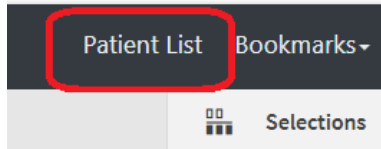
4. Go to **Screening** > Click on the **magnifying glass** on the **Abnormal ALT** column > in search box select ALT values you wish to investigate > then



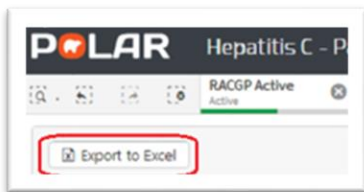
5. To narrow down the patient number, select **High Flag Count** on the left-hand side of the page



6. Click on **Patient List** on the top right-hand side of the screen.



7. Click on **Export to Excel** and save it as an Excel file.



For any further assistance in using POLAR, please contact your CQI officer
or email cqisupport@swsphn.com.au