

# POLAR Walkthrough

## Patients with active Hep C post 12 weeks of direct-acting antivirals (DAA) treatment

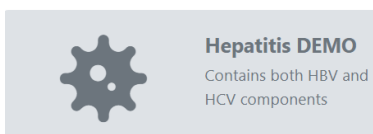
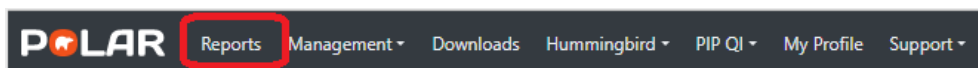
### Option 1 (Hepatitis Report)

#### Patient Cohort:

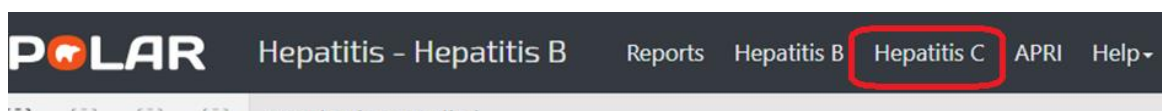
- RACGP Active (step 3)
  1. Has an active Hep C diagnosis (step 4)
  2. Was on Direct Acting Antivirals (DAA) treatment for more than 12 weeks (step 5)

**Note: Patient cohort can be modified by adding or removing steps according to the needs of your practice**

1. Log in to **POLAR** > Click **Reports** > Click **Hepatitis Report**



2. Select **Hepatitis C**



- Click **RACGP Active Patients** (Filters patients who have visited your practice at least three times in the last two years)

## Patient Count

30,730

**RACGP Active**  
CURRENTLY SELECTED



- Go to **People with Hepatitis C** > Click on the **magnifying glass** on **History of Hep C** > Choose **Active** > **Apply**

**POLAR** Hepatitis - Hepatitis C Reports Hepatitis B Hepatitis C APRI Help Help

RACGP Active Active History of Hep C Active

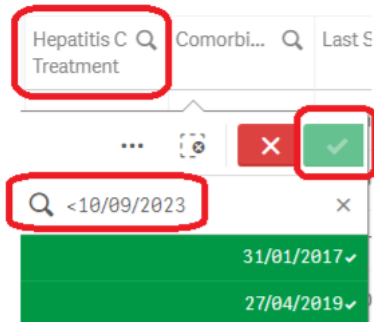
**People with Hepatitis C** Screening

**Patient Count**  
10 # - Indicates greater than two years old

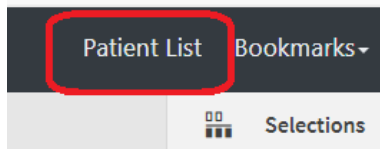
**RACGP Active**  
CURRENTLY SELECTED

Patient ID	Full Name	History of Hep C	HCV Ab	PC
D1-9026	Andrew Zamora	A		
D1-13879	Jaelynn Greer	A		
D1-30324	Shirley Bruce	A		
D1-32507	Azul Stanton	A		
D1-33857	Trace Ashley	A		
D1-34941	Kaleb Mathews	A		
D1-40805	Jaydan Barton	A		
D1-43265	Cassius Chavez	A		
D1-52341	Arjun Rodgers	A		
D1-59814	Atticus Johnston	A		

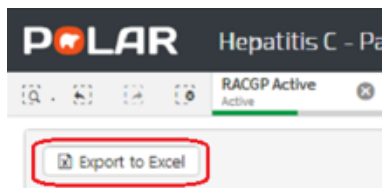
4. Move to **Hepatitis C Treatment** > Click on the **magnifying glass** > enter the **date range** (< 12 weeks before the search date e.g., <10/09/2023) then press **Enter** > then press **Apply** ✓



5. Click on **Patient List** on the top right-hand side of the screen



6. Click on **Export to Excel** and save it as an Excel file



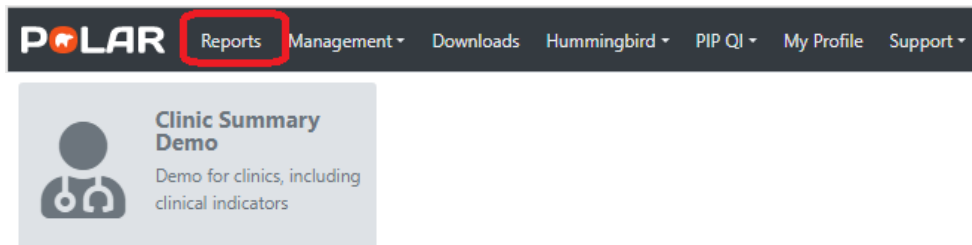
## Option 2 (Clinic Summary Report)

### Patient Cohort:

- Practice Active and RACGP Active (step 2)
- Has an active Hep C diagnosis (step 4)
- Was on Direct Acting Antivirals (DAA) treatment for more than 12 weeks (step 5)

**Note: Patient cohort can be modified by adding or removing steps according to the needs of your practice**

1. Log in to **POLAR** > Click **Reports** > Click **Clinic Summary Report**



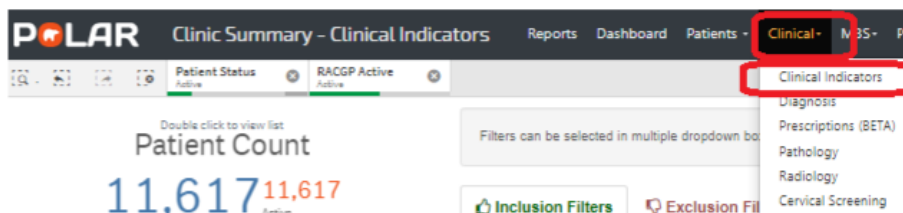
2. Click **RACGP & Practice Active Patients** (Filters patients who have visited your practice at least three times in the last two years, and their record is Active in your practice clinical software)

RACGP & Practice Active Patients

CURRENTLY SELECTED



3. On the top menu bar > go to **Clinical** > choose **Clinical indicators**



4. Click on **Inclusion Filters** > then go to **Diagnosis** > Select **Active** on the **Active Diagnosis** > then click on the **magnifying glass** on **SNOMED** > Type **Hepatitis C** > Select **Viral Hepatitis C** > Apply

**Inclusion Filters**   **Exclusion Filters**

**Inclusion Filters Content**  
This section filters for what HAS happened to the identified patient group

Demographics   Clinical Measures   **Diagnosis**   Medications   Test & Imaging   Immunisation

**Active Diagnosis**

- Active
- Inactive

**GP Diagnosis**

- HEPATITIS C
- HEPATITIS C INFECTION
- HEPATITIS C TREATMENT
- HEP C

**SNOMED**

hepatitis c

- Viral hepatitis C**
- Hepatitis C antibody test ne...
- Hepatitis C carrier

5. Was on Direct Acting Antivirals (DAA) treatment for more than 12 weeks

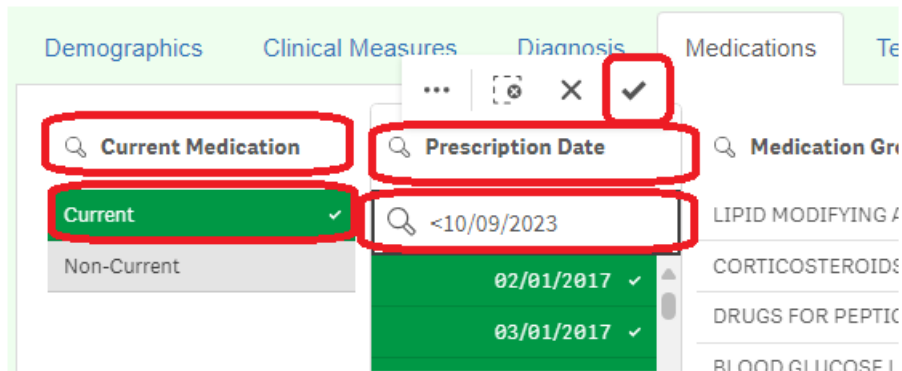
5.1 Remain in **Inclusion** > Select **Medications**

**Inclusion Filters**   **Exclusion Filters**

**Inclusion Filters Content**  
This section filters for what HAS happened to the identified patient group

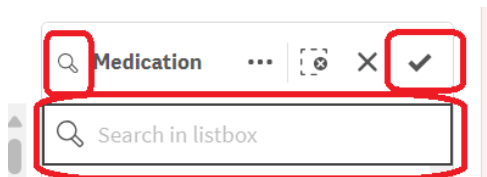
Demographics   Clinical Measures   Diagnosis   **Medications**   Test & Imaging

- 5.2 Go to **Current Medication** select **current** > Move to **Prescription Date** > Enter the **date range** (< 12 weeks before the search date e.g., <10/09/2023) then press **Enter** > select **Apply** ✓

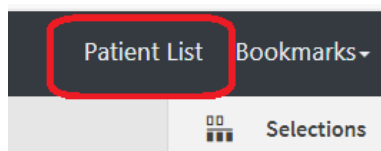


- 5.3 To narrow it down to Hepatitis C (HCV) DAA specific refer to [HCV Guidelines \(hepcguidelines.org.au\)](http://hepcguidelines.org.au) for the selection process for each Hepatitis C medication.

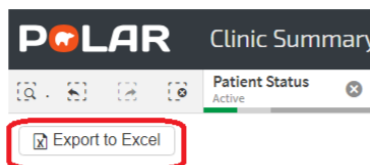
Stay in **Inclusion** > Select **Medication** instead of medication group > click on the **magnifying glass** and in the **Search** box type the specific and current HCV DAA medications as per HCV Guidelines



6. Click on **Patient List** on the top right-hand side of the screen



7. Click on **Export to Excel** and save it as an Excel file



For any further assistance in using POLAR, please contact your CQI officer or email [cqisupport@swsphn.com.au](mailto:cqisupport@swsphn.com.au)