

POLAR Walkthrough

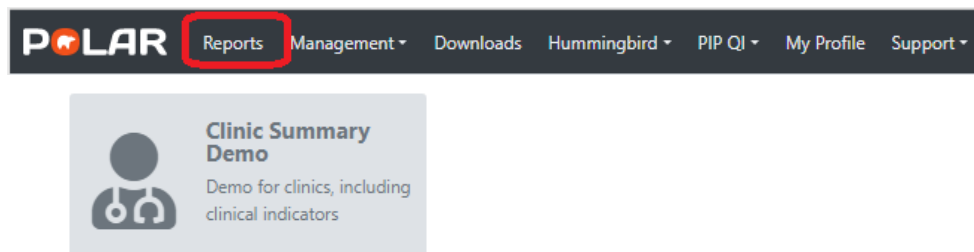
Patients with Hep C diagnosis but not on Direct Acting Antivirals (DAA) treatment

Patient Cohort:

- Practice Active & RACGP Active (step 2)
- Has an active Hep C diagnosis (step 4)
- Not on current Direct Acting Antivirals (DAA) treatment (step 5)

Note: Patient cohort can be modified by adding or removing steps according to the needs of your practice

1. Log in to **POLAR** > Click **Reports** > Click **Clinic Summary Report**



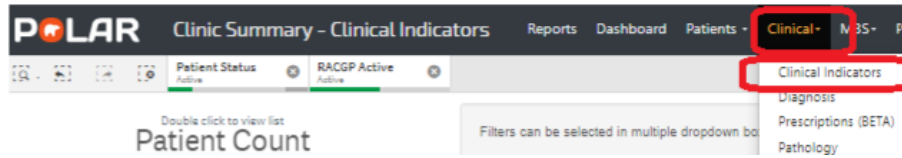
2. Click **RACGP & Practice Active Patients** (Filters patients who have visited your practice at least three times in the last two years, and their record is Active in your practice clinical software)

RACGP & Practice Active Patients

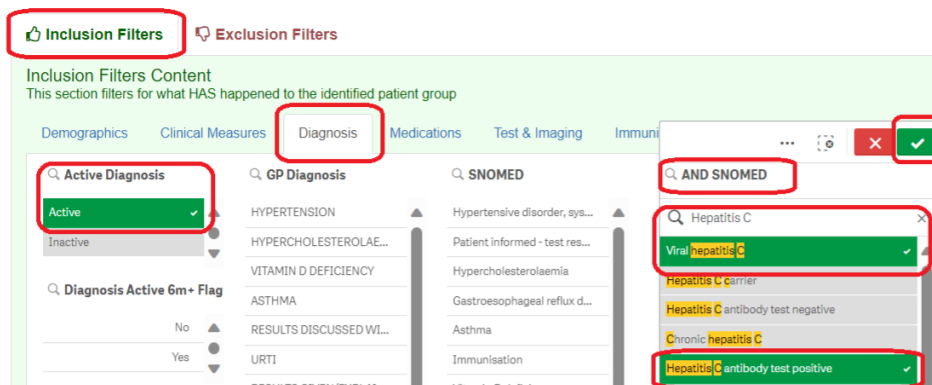
CURRENTLY SELECTED



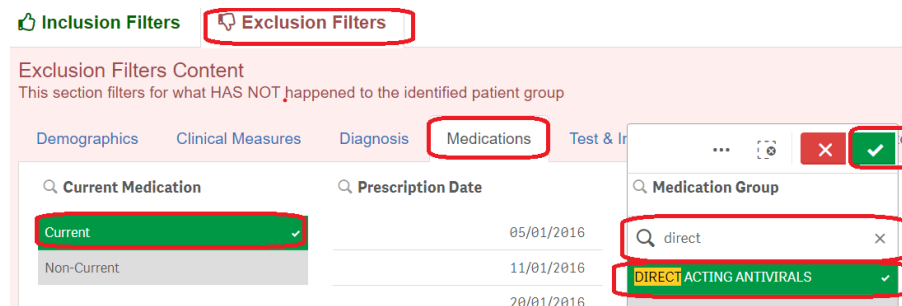
- On the top menu bar > go to **Clinical** > choose **Clinical indicators**



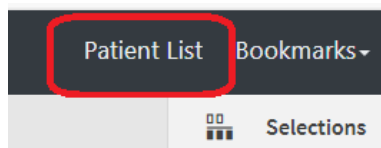
- Click on **Inclusion Filters** > go to **Diagnosis** > on the **Active Diagnosis** select **Active** > On **AND SNOMED** click on the **magnifying glass**, type **Hepatitis C** > Select **Hep C antibody test positive** and **Viral Hepatitis C** > Apply



- Go to **Exclusion Filters** > **Medication** > **Current Medication** > Click on **Current** > **Medication Group** > click on **magnifying glass** and in the Search box type **'Direct'** > select **Direct Acting Antivirals** >



- Click on **Patient List** on the top right-hand side of the screen



- Click on **Export to Excel** and save it as an Excel file

