

POLAR Walkthrough

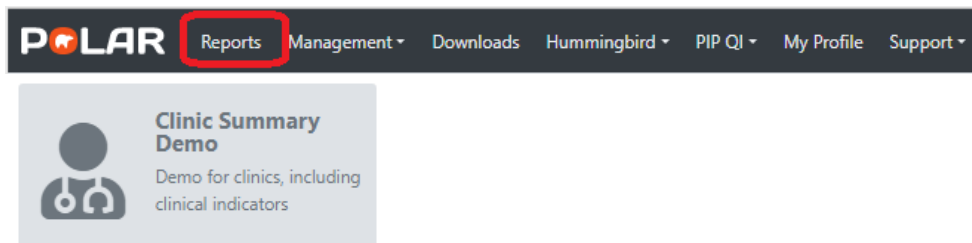
Patients on Direct Acting Antivirals (DAA) treatment with no coded diagnosis of Hep C

Patient Cohort:

- Practice Active and RACGP Active (step 2)
- Excluded patients with Hep C diagnosis (step 4)
- Non-diagnosis Hep C patients on Direct Acting Antivirals (DAA) treatment (step 5)

Note: Patient cohort can be modified by adding or removing steps according to the needs of your practice

1. Log in to **POLAR** > Click **Reports** > Click **Clinic Summary Report**



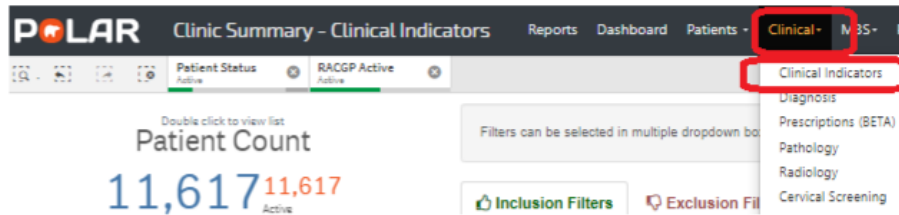
2. Click **RACGP & Practice Active Patients** (Filters patients who have visited your practice at least three times in the last two years, and their record is Active in your practice clinical software.)

RACGP & Practice Active Patients

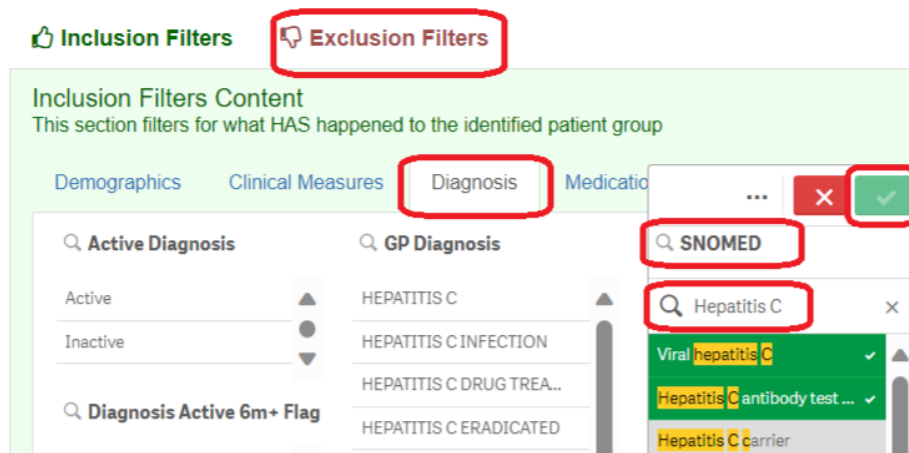
CURRENTLY SELECTED



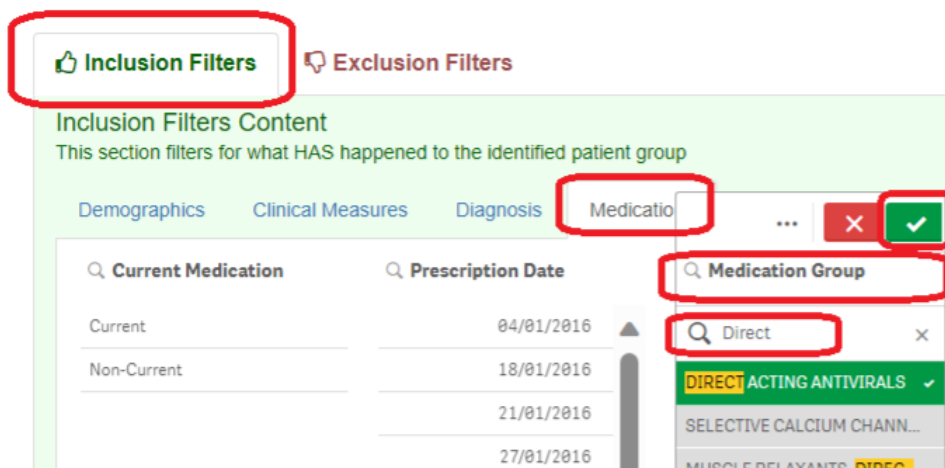
3. On the top menu bar > go to **Clinical** > choose **Clinical indicators**



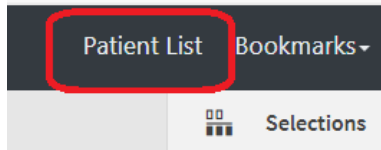
4. Click on **Exclusion Filters** > go to **Diagnosis** > On the **SNOMED**, click on the **magnifying glass**, type **Hepatitis C** > Select **Hep C antibody test positive** and **Viral Hepatitis C** > Apply



5. Click on the **Inclusion Filters** > go to **Medications** > on the **Medication Group**, click on the **magnifying glass**, type 'Direct' > select **Direct Acting Antivirals** >



- Click on **Patient List** on the top right-hand side of the screen



- Click on **Export to Excel** and save it as an Excel file

