

POLAR Walkthrough

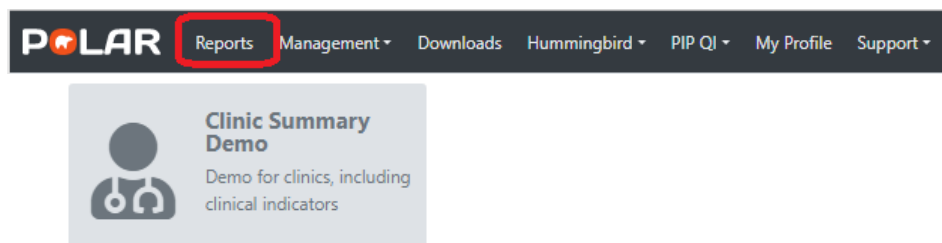
Patients with active Hep C potentially eligible for a Home Medication Review

Patient Cohort:

- Practice Active and RACGP Active (Step 2)
- Has an active Hep C diagnosis (Step 4)
- Potentially eligible for a Home Medication Review (Step 5)

Note: Patient cohort can be modified by adding or removing steps according to the needs of your practice.

1. Log in to **POLAR** > Click **Reports** > Click **Clinic Summary Report**



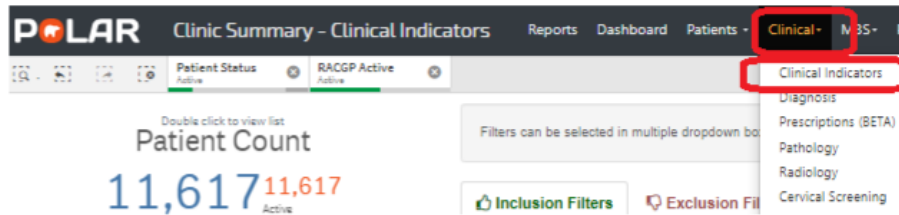
2. Click **RACGP & Practice Active Patients** (Filters patients who have visited your practice at least three times in the last two years, and their record is Active in your practice clinical software)

RACGP & Practice Active Patients

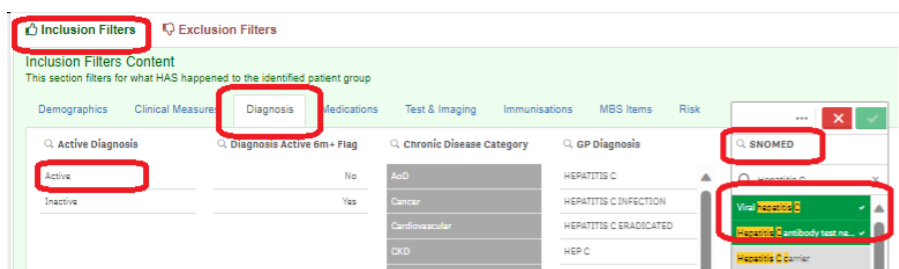
CURRENTLY SELECTED



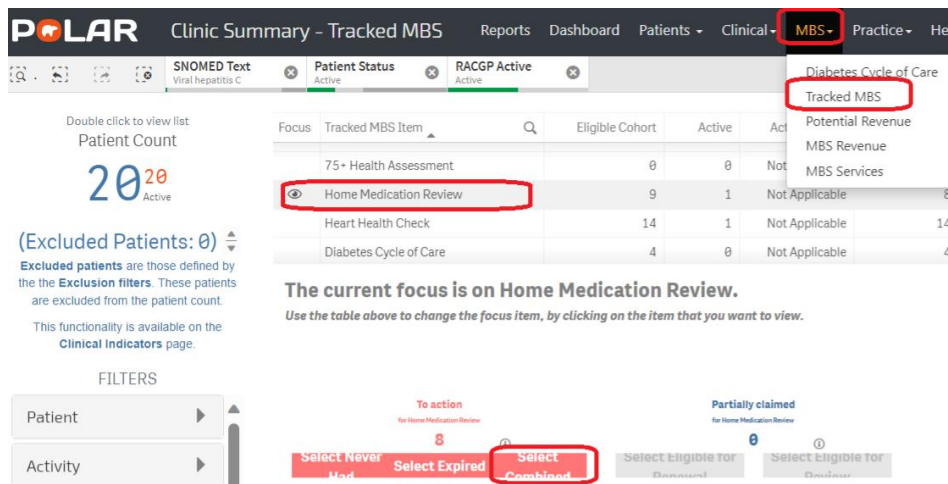
3. On the top menu bar > go to **Clinical** > choose **Clinical indicators**



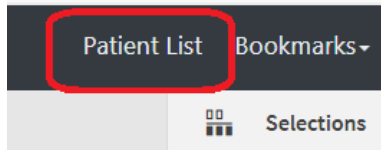
4. Click on **Inclusion Filters** >> go to **Diagnosis** > on the **Active Diagnosis** select **Active** > On the **SNOMED**, click on the **magnifying glass**, type **Hepatitis C** > Select **Hep C antibody test positive** and **Viral Hepatitis C** > Apply



5. Click **MBS** on the top menu bar > choose **Tracked MBS** On the MBS item table > select **Home Medication Review** > choose **Select Combined**



6. Click on **Patient List** on the top right-hand side of the screen.



7. Click on **Export to Excel** and save it as an Excel file.

