

POLAR Walkthrough

Patients with active Hep C post 12 weeks of direct-acting antivirals (DAA) treatment

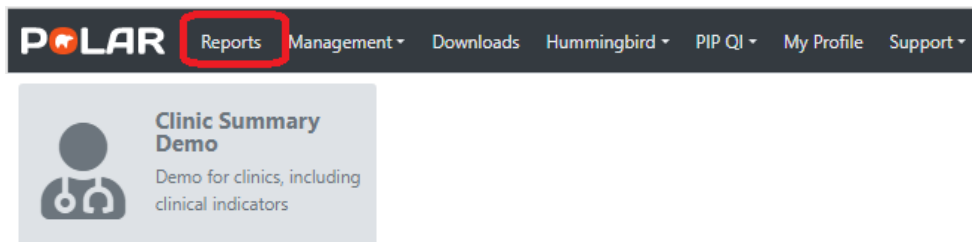
Option 1 (Clinic Summary Report)

Patient Cohort:

- Practice Active and RACGP Active (step 2)
- Has an active Hep C diagnosis (step 4)
- Was on Direct Acting Antivirals (DAA) treatment for more than 12 weeks (step 5)

Note: Patient cohort can be modified by adding or removing steps according to the needs of your practice

1. Log in to **POLAR** > Click **Reports** > Click **Clinic Summary Report**



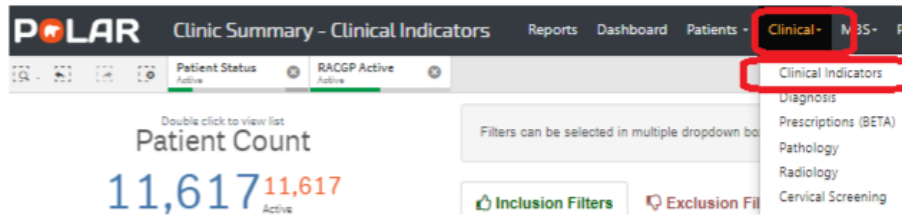
2. Click **RACGP & Practice Active Patients** (Filters patients who have visited your practice at least three times in the last two years, and their record is Active in your practice clinical software)

RACGP & Practice Active Patients

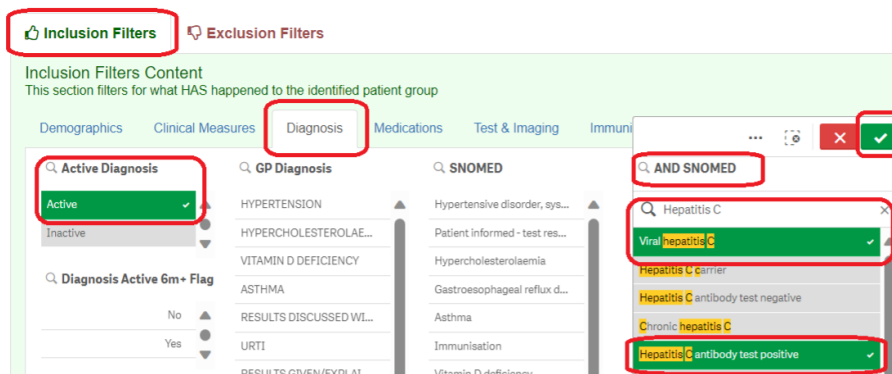
CURRENTLY SELECTED



3. On the top menu bar > go to **Clinical** > choose **Clinical indicators**

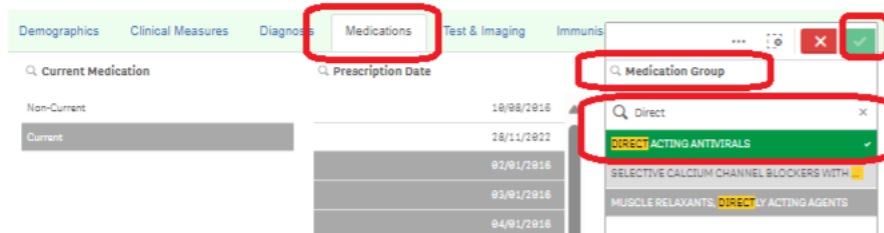


4. Click on **Inclusion Filters** > then go to **Diagnosis** > Select **Active** on the **Active Diagnosis** > then click on the **magnifying glass** on **SNOMED** > Type **Hepatitis C** > Select **Hep C antibody test positive** and **Viral Hepatitis C** > Apply

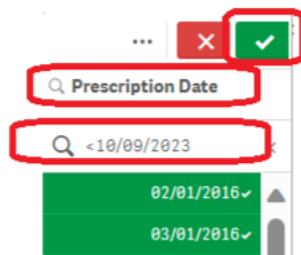


5. Was on Direct Acting Antivirals (DAA) treatment for more than 12 weeks

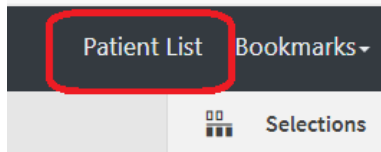
5.1 Go to **Medications** > **Medication Group** > click on **magnifying glass** and in the Search box type '**Direct**' > select **Direct Acting Antivirals** >



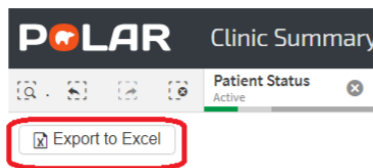
5.2 Move to **Prescription Date** > enter the **date range** (< 12 weeks before the search date e.g., <10/09/2023) then press **Enter** > then press **Apply**



6. Click on **Patient List** on the top right-hand side of the screen



7. Click on **Export to Excel** and save it as an Excel file




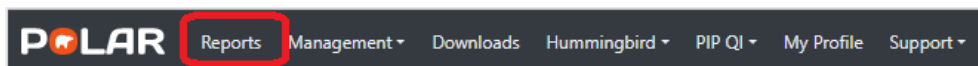
Option 2 (Hep C Report)

Patient Cohort:

- RACGP Active (step 2)
- Has an active Hep C diagnosis (step 3)
- Was on Direct Acting Antivirals (DAA) treatment for more than 12 weeks (step 4)

Note: Patient cohort can be modified by adding or removing steps according to the needs of your practice

1. Log in to **POLAR** > Click **Reports** > Click **Hepatitis C Report**



2. Click **RACGP Active Patients** (Filters patients who have visited your practice at least three times in the last two years)

Patient Count

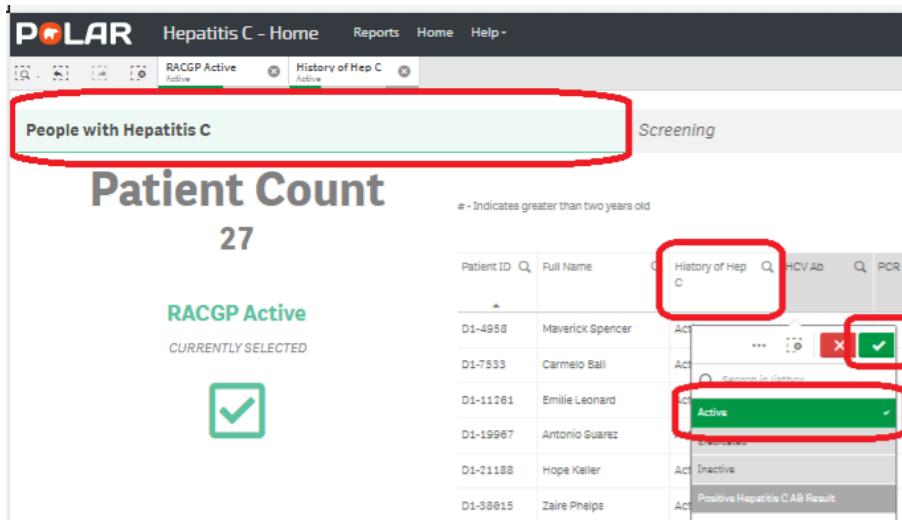
30,730

RACGP Active

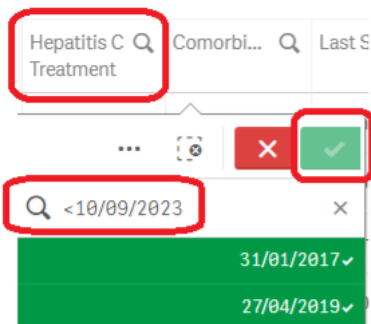
CURRENTLY SELECTED



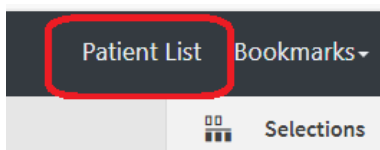
- Go to **People with Hepatitis C** > Click on the **magnifying glass** on **History of Hep C** > Choose **Active** > **Apply** ✓



- Move to **Hepatitis C Treatment** > Click on the **magnifying glass** > enter the **date range** (< 12 weeks before the search date e.g., <10/09/2023) then press **Enter** > then press **Apply** ✓



- Click on **Patient List** on the top right-hand side of the screen



- Click on **Export to Excel** and save it as an Excel file

